

**REPORT  
OF THE COMMISSIONER  
FOR SCHEDULED CASTES AND  
SCHEDULED TRIBES**

**FOR THE YEAR**

**1957-58**

**SEVENTH REPORT**

**PART II**

**(APPENDICES)**

**BY**

**L. M. SHRIKANT**

*Price: Rs. 1.50 or 2 sh.*



# E R R A T A

## PART II OF THE REPORT FOR 1957-58.

Pages	Corrections	PAGE
67, 68, 69, 70	. add the word 'estimated' in col. 6.	1
74	. add the word 'estimated' before 'expenditure' in the heading.	12
80	. -do-	20
86	. -do-	24
92	(i) add the word 'estimated' before 'expenditure' in the heading.	24
.	(i) substitute '1957-58' for '1956-57'.	24
108	. substitute '1,68,990' for '1,68,984' appearing in col. 6 against Madras (including Andhra).	25
109	. substitute '28,03,171' for '28,03,165' appearing in col. 6 against Total.	25
110	. substitute '24,00,000' for '24,68,000' appearing in col. 7 against Manipur.	26
111	. (i) delete the word 'estimated' as appearing in the heading of col. 11.	2
	(ii) delete '50,000' appearing against West Bengal in col. 14 and substitute '10,000'.	2
	(iii) delete '10,000' appearing against 'Unallotted Reserve' in col. 14.	3
116	. add '1' in col. 3 against Plain Districts.	3
117	. add '120.00' against Bihar in col. 8.	3
118	. delete sign 'T' marked against 'N.A.' in col. 10.	3
132	. for '1948.7 sq. miles' substitute '11984.7 sq. miles' in col. 6, line 3.	4



## INDEX TO APPENDICES

	SUBJECT	PAGE
	Statement showing the Administrative Set-up in the States (in which there have been changes during 1956-57) to protect the interests of Scheduled Castes, Scheduled Tribes and other Backward Classes .. .. .	1
ii	Important recommendations made by (i) Central Advisory Board for Tribal Welfare and (ii) Central Advisory Board for Harijan Welfare—Action taken by the State Governments .. .. .	12
	Statement showing the latest position regarding the constitution of Welfare Committees/Boards for Scheduled Castes, Scheduled Tribes and Other Backward Classes, etc., in the various States/Union Territories .. .. .	20
i	Statement showing the names of Scheduled Caste and Scheduled Tribe members returned against untouchability in the Lok Sabha .. .. .	24
ii	Statement showing the names of Scheduled Caste and Scheduled Tribe members elected against untouchability in the Vidhan Sabhas .. .. .	24
	Statement showing the representation of Scheduled Caste and Scheduled Tribe members in the Legislative Councils during the year 1957-58 .. .. .	25
	Statement showing the number of Scheduled Caste and Scheduled Tribe members in the State Legislative Councils during 1957-58 .. .. .	25
A	Statement showing the names of Ministers, Deputy Ministers and Parliamentary Secretaries belonging to Scheduled Castes and Scheduled Tribes in the Central Government .. .. .	26
B	Statement showing particulars of Ministers, Deputy Ministers and Parliamentary Secretaries etc., belonging to Scheduled Castes and Scheduled Tribes in the State Governments .. .. .	27
XI	Statement showing the number of cases dealt with under Untouchability (Offences) Act, 1955, during the period from 1st January, 1956, to 31st December, 1957 .. .. .	2
XII	Statement showing the number of Municipalities/Local Bodies which are willing to implement the Government scheme for introducing hand carts or wheel barrows for removal of night soil and for whom grants-in-aid have been sanctioned to the State Governments during 1957-58 .. .. .	3
XIII	Statement showing the various facilities given to the scavengers/sweepers in the Municipalities/Local Bodies by the State Governments/Administrations for improving their service and living conditions .. .. .	3
XIV	Working plan for the Removal of Untouchability as intimated by the various organisations .. .. .	4
XV	Statement showing the concessions granted by the State Governments/Union Administrations to Scheduled Caste converts to Buddhism .. .. .	4
XI	Copy of letter from the Ministry of Home Affairs regarding Procedure for release of Central Assistance for Schemes included in the Second Five Year Plan for Backward Classes under the State Sector and under the Centrally Sponsored Programmes .. .. .	5
XII	Statement 1. Statement showing grants-in-aid sanctioned by the Government of India and expenditure incurred by the State Governments/Union Administrations during 1956-57 and 1957-58—State Sector Schemes for the welfare of Scheduled Tribes and development of Scheduled/Tribal Areas .. .. .	6
	Statement 2. Statement showing grants-in-aid sanctioned by the Government of India and expenditure incurred by the State Governments/Union Administrations during 1956-57 and 1957-58—State Sector Schemes for the welfare of Scheduled Castes .. .. .	6
	Statement 3. Statement showing grants-in-aid sanctioned by the Government of India and expenditure incurred by the State Governments during 1956-57 and 1957-58—State Sector—Schemes for the welfare of Ex-criminal Tribes .. .. .	6
	Statement 4. Statement showing grants-in-aid sanctioned by the Government of India and expenditure incurred by the State Governments/Union Administration during 1956-57 and 1957-58—State Sector—Schemes for welfare of Other Backward Classes .. .. .	6

## (ii)

APPENDIX No.	SUBJECT	PAGE
XIII	Statement 1. Statement showing expenditure approved by the Government of India and expenditure incurred by the State Governments/Union Administrations during 1956-57 and 1957-58—Central Sector—Schemes for the welfare of Scheduled Tribes and development of Scheduled/Tribal Areas	67
	Statement 2. Statement showing expenditure approved by the Government of India and expenditure incurred by the State Governments/Union Administrations during 1956-57 and 1957-58—Central Sector—Schemes for the welfare of Scheduled Castes .. .. .	68
	Statement 3. Statement showing expenditure approved by the Government of India and expenditure incurred by the State Governments/Union Administrations during 1956-57 and 1957-58—Central Sector—Schemes for the welfare of Ex-criminal Tribes .. .. .	69
	Statement 4. Statement showing expenditure approved by the Government of India and expenditure incurred by the State Governments/Union Administrations during 1956-57 and 1957-58—Central Sector—Schemes for the welfare of Other Backward Classes .. .. .	70
XIV	Statement 1. Statement showing State-wise and Scheme-wise break up of expenditure under the State Sector and the Centrally Sponsored Programme during the year 1956-57—Schemes for welfare of Scheduled Tribes and development of Scheduled/Tribal Areas .. .. .	71
	Statement 2. Statement showing State-wise and Scheme-wise break up of expenditure under the State Sector and the Centrally Sponsored Programme during the year 1957-58—Schemes for the welfare of Scheduled Tribes and development of Scheduled/Tribal Areas .. .. .	74
	Statement 3. Statement showing State-wise and Scheme-wise break up of expenditure under the State Sector and the Centrally Sponsored Programme during the year 1956-57—Schemes for the welfare of Scheduled Castes .. .. .	77
	Statement 4. Statement showing State-wise and Scheme-wise break up of expenditure under the State Sector and the Centrally Sponsored Programme during the year 1957-58—Schemes for the welfare of Scheduled Castes .. .. .	80
	Statement 5. Statement showing State-wise and Scheme-wise break up of expenditure under the State Sector and the Centrally Sponsored Programme during the year 1956-57—Schemes for the welfare of Ex-criminal Tribes .. .. .	83
	Statement 6. Statement showing State-wise and Scheme-wise break up of expenditure under the State Sector and the Centrally Sponsored Programme during the year 1957-58—Schemes for the welfare of Ex-criminal Tribes .. .. .	86
	Statement 7. Statement showing State-wise and Scheme-wise break up of expenditure under the State Sector and the Centrally Sponsored Programme during the year 1956-57—Schemes for the welfare of Other Backward Classes .. .. .	89
	Statement 8. Statement showing State-wise and Scheme-wise break up of expenditure under the State Sector and the Centrally Sponsored Programme during the year 1957-58—Schemes for the welfare of Other Backward Classes .. .. .	92
XV	Statement showing the progress of education amongst Backward Classes in the States of Bihar and West Bengal during the year 1951-52, 1955-56 and 1956-57 .. .. .	95
XVI	Statement 1. Statement showing State-wise the total number of applications received from the scholarships awarded to eligible as well as ineligible Scheduled Caste, Scheduled Tribe and Other Backward Class students separately, during the year 1957-58 for post-matric studies in India ...	99
	Statement 2. Statement showing subject-wise distribution of scholarships awarded during the year 1957-58 .. .. .	101
XVII	Statement 1. Statement showing the number of applications received from Scheduled Caste, Scheduled Tribe and Other Backward Class students with prescribed qualifications for award of Overseas Government of India Scholarships and the actual number of recipients .. .. .	105
	* Statement 2. Statement showing particulars of Tourist Class/Second Class Sea Passage (outgoing and return) allowed to Scheduled Caste, Scheduled Tribe and Other Backward Class students going abroad for studies, who were in receipt of merit scholarships either from Foreign Governments or any other scheme of the Government of India (not covering the cost of passage) .. .. .	106
	Statement 3. Statement showing the number of overseas scholarships awarded to Scheduled Caste, Scheduled Tribe and Other Backward Class candidates under general scheme of the Ministries of the Government of India .. .. .	107

APPENDIX No.	SUBJECT
XVIII	Statement showing cultivable waste land available and the number of landless labourers and their dependents amongst the General Population and the Scheduled Castes and Scheduled Tribes ..
XIX	Statement showing the expenditure incurred and the physical targets achieved during the year 1956-57 and the expenditure estimated to be incurred and targets proposed to be achieved during 1957-58 in weaning away the Tribals from the practice of Shifting Cultivation .. .. .
XX	Statement showing areas in acres under crops (successful and partly successful) in the different centres under Jhum Control Division, Assam .. .. .
XXI	Statement showing number of Scheduled Caste persons engaged in 'production other than cultivation' and Scheduled Caste persons engaged in leather industry and the total number of Scheduled Caste persons dependents on leather industry and the proportion of Scheduled Caste persons dependents on Leather Industry to Scheduled Caste persons dependents on 'production other than cultivation'
XXII	Statement showing the setting up of special Multi-purpose Tribal Blocks in various States and Union Territories and the expenditure incurred during 1956-57 and 1957-1958 .. .. .
XXIII	Main recommendations and conclusions of the Conference on Community Development held at Mount Abu .. .. .
XXIV	Statement showing Rehabilitation of persons displaced due to the construction of Dams, Industrial Plants, Factories and other Development Projects .. .. .
XXV	Statement showing the provision made for "Communications" in the Second Five Year Plan and expenditure incurred during 1956-57 and 1957-58 .. .. .
XXVI	Statement showing the Scheduled Areas and population of Scheduled Tribes in these areas in the various States based on 1951 Census .. .. .
XXVII	Statement showing the Constitution of Tribes Advisory Councils in the various States and work done by them during 1957 .. .. .
XXVIII	Resolutions passed at the Fourth Tribal Welfare Conference held at Koraput, Orissa, on 29th and 30th April and 1st May, 1957 .. .. .
XXIX	Statement showing the items discussed in the State Minister's Conference on Backward Classes held on the 15th and 16th February, 1958, in New Delhi, and the recommendations made .. .. .
XXX	Details of additional measures adopted by the State Governments and Union Territories for increasing the intake of Scheduled Castes and Scheduled Tribes in Services and posts under them .. .. .
XXXI	Statement 1. Statement showing the number of Scheduled Caste applicants registered with the Employment Exchanges and the number of applicants placed in employment during the years 1950-57 .. Statement 2. Statement showing the number of Scheduled Tribe applicants registered with the Employment Exchanges and the number of applicants placed in employment during the years 1952-1957 .. Statement 3. Statement showing the work performed by the Employment Exchanges in respect of Scheduled Caste applicants during the year 1957 .. .. . Statement 4. Statement showing the work performed by the Employment Exchanges in respect of Scheduled Tribe applicants during the year 1957 .. .. . Statement 5. Statement showing the number of reserved vacancies notified to and filled by Employment Exchanges in various States in regard to Scheduled Caste and Scheduled Tribe applicants during the year 1957 .. .. . Statement 6. Statement showing the number of Scheduled Caste and Scheduled Tribe applicants who remained on live register of Exchanges seeking employment assistance as on the 31st December, 1957, classified according to occupation and educational qualifications .. .. .
XXXII	Statement showing the population of Anglo-Indians in different States and Union Territories and their representations in the Vidhan Sabhas in 1957-58 .. .. .
XXXIII	Statement showing representation of Anglo-Indians in Posts and Services where there is a special reservation fixed for them under Article 336 of the Constitution .. .. .
XXXIV	Statement showing grants given by the State Governments for the educational benefit of Anglo-Indians under Article 337 of the Constitution .. .. .
XXXV	Statement showing the grants paid to or expenditure incurred on Railway Schools/Institutions by the various Railways and grants paid to non-Railway Schools/Institutions for the benefit of Anglo-Indians .. .. .
XXXVI	Summaries of the Reports of tours undertaken by Commissioner for Scheduled Castes and Scheduled Tribes during 1957-58 .. .. .







BIHAR

WELFARE DEPARTMENT  
(Details of the set-up)

Secretary

Deputy Secretary-cum-Director Social Welfare

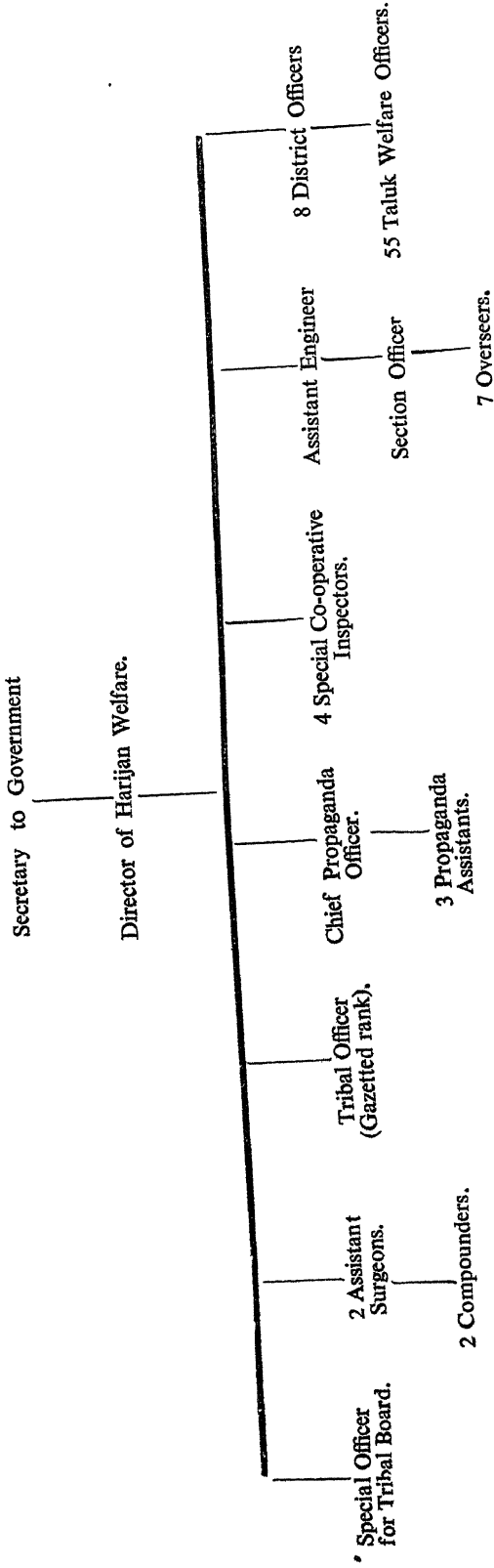
Under-Secretary	Additional Under-Secretary	Registrar
Field Staff		
For Scheduled Castes welfare work	For Scheduled Tribes welfare work	For the Backward Classes welfare work including Backward Muslims.
4 Divisional Welfare Officers—Gazetted (Deputy Collectors).	5 District Social Welfare Officers—Gazetted (Deputy Collectors).	1 Superintendent for Backward Muslim Community welfare—Gazetted.
18 District Harijan Welfare Officers—Non-Gazetted.	1 Special Officer for Paharia welfare work, Santal Parganas—Gazetted (Deputy Collector).	1 Special Officer for Chauterwa Dom Settlement, Champaran—Non-Gazetted
107 Zonal Sevaks—Non-Gazetted	5 District Aboriginal Welfare Officers—Gazetted (Sub-Deputy Collectors).	4 Supervisors for Backward Muslims Community welfare—Non-Gazetted.
129 Thana Welfare Officers for Graingolas for Harijans—Non-Gazetted.	1 Assistant District Aboriginal Welfare Officer, Santhal Parganas—Non-Gazetted.	1 Special Officer of the rank of Sub-Inspector of Schools for Tharuhat area, Champaran—Non-Gazetted.
	1 Special Officer for the welfare of Tana Bhagats—Non-Gazetted.	10 Thana Welfare Officers for Grain-golas for Backward classes.
	1 Special Sub-Inspector of Schools under Rohtas and Adhaura scheme, Shahabad—Non-Gazetted.	
	4 Welfare Officers for Rehabilitation scheme—Non-Gazetted.	
	1 Supervisor, Kharia Co-operative Society—Non-Gazetted.	
	480 Thana Welfare Officers—Non-Gazetted.	
		1 Director—Gazetted.
		8 Sectional Officers in Class I—Gazetted. (3 appointed and 5 posts vacant.)
		5 Assistant Sectional Officers in Class II—Gazetted.
		12 Non-Gazetted staff.

For Bihar Tribal Research Institute, Ranchi.



KERALA

HARIJAN WELFARE DEPARTMENT



# MADHYA PRADESH

## TRIBAL WELFARE DEPARTMENT

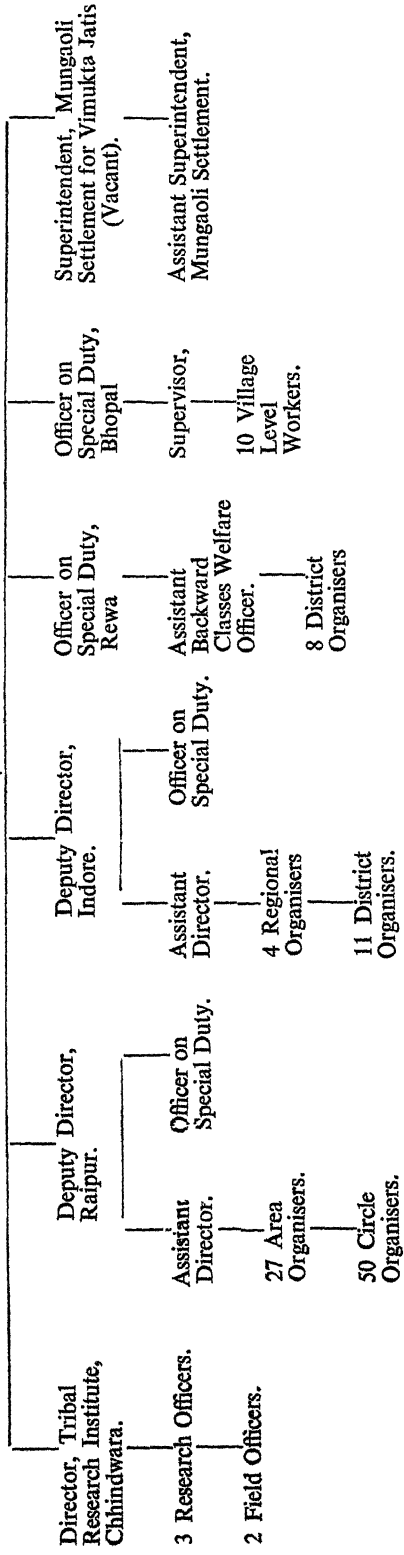
Secretary, Planning and Development and Tribal Welfare Departments and Development Commissioner.

Joint Secretary, Planning and Development and Tribal Welfare Departments and Joint Development Commissioner.

Under Secretary, Tribal Welfare Department.

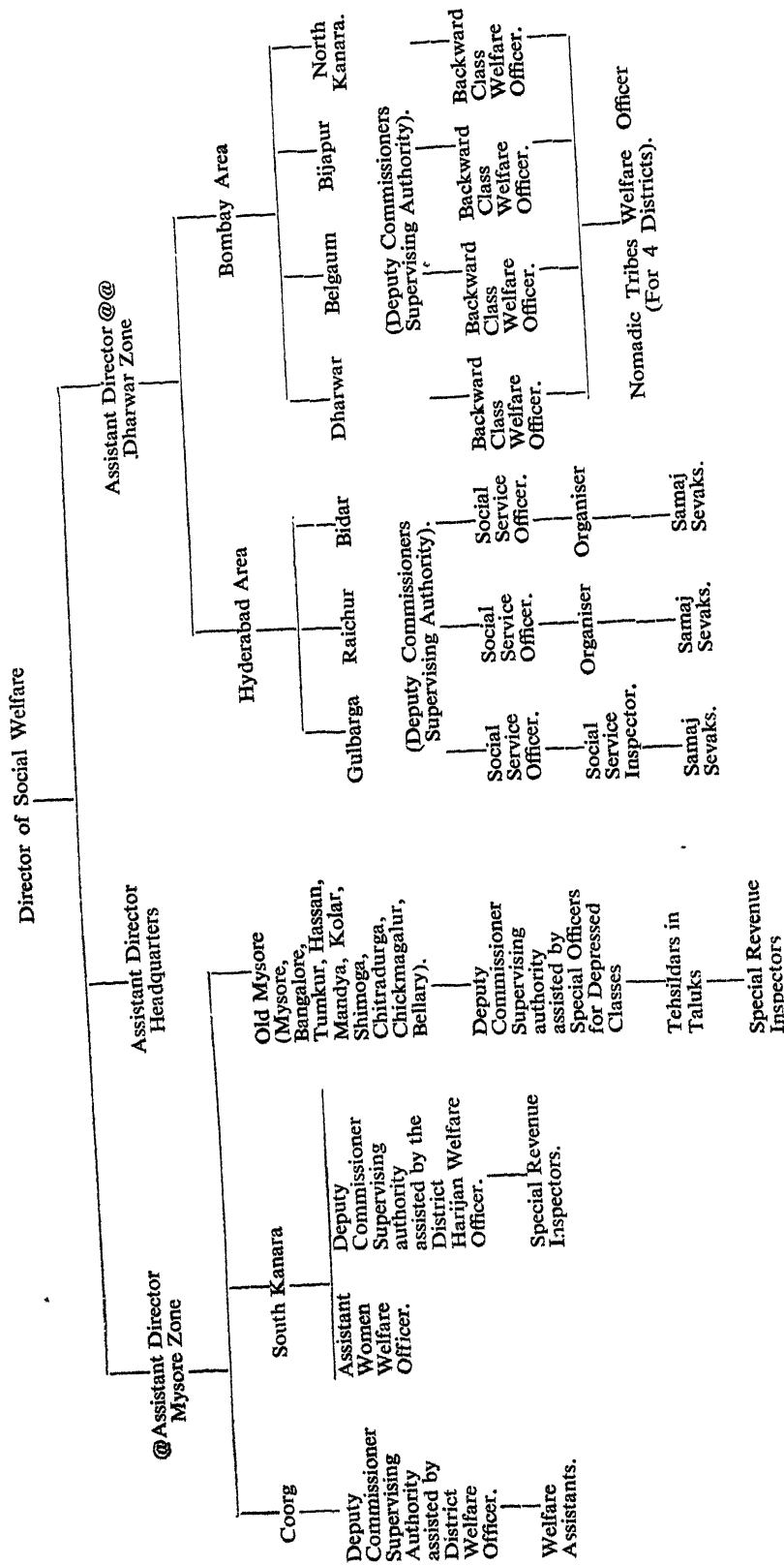
Director of Tribal Welfare

Honorary Additional Director, Tribal Welfare



MYSORE

DEPARTMENT OF SOCIAL WELFARE



*Explanatory Remark,*

@ This post has not been filled in since its creation. It is proposed to abolish this post.

@@ It is proposed to transfer this post to the office of the Director of Social Welfare.

## PUNJAB

### WELFARE DEPARTMENT

Home Secretary to Government, Punjab

Director, Welfare of Scheduled Castes and Backward Classes

Superintendent, Agricultural Settlement, Bir Thehbari, District Karnal.

- (1) Deputy Director, Welfare of Scheduled Castes and Other Backward Classes.
- (2) 16 District Harijan Welfare Officers in each District.
- (3) 44 Harijan Welfare Workers (29 additional posts sanctioned for posting each Harijan Welfare Worker in each Tehsil).
- (4) 31 male and 31 female Social Workers (one in each Community Centre).



# UTTAR PRADESH

## HARIJAN SAHAYAK DEPARTMENT

Secretary, Harijan Sahayak, Social Welfare and Labour Department

Additional Secretary, Harijan Sahayak Department and Director, Harijan Welfare.

Under Secretary to Government, Harijan Sahayak and Social Welfare Department.

### FIELD STAFF

3 Technical Training Centres under charge of Superintendents assisted by necessary staff.

3 Government Unnayan Bastis under charge of Managers assisted by necessary staff.

51 District Harijan Welfare Officers.

Ex-Criminal Tribes Colonies.

5 Colonies in Kheri District under charge of 2 officers-in-charge.

5 Colonies in various districts under charge of 5 Work Inspectors.

162 Harijan Welfare Supervisors.

### HEADQUARTERS STAFF

2 Deputy Directors

3 Assistant Directors

1 Harijan Welfare Officer (Headquarters)

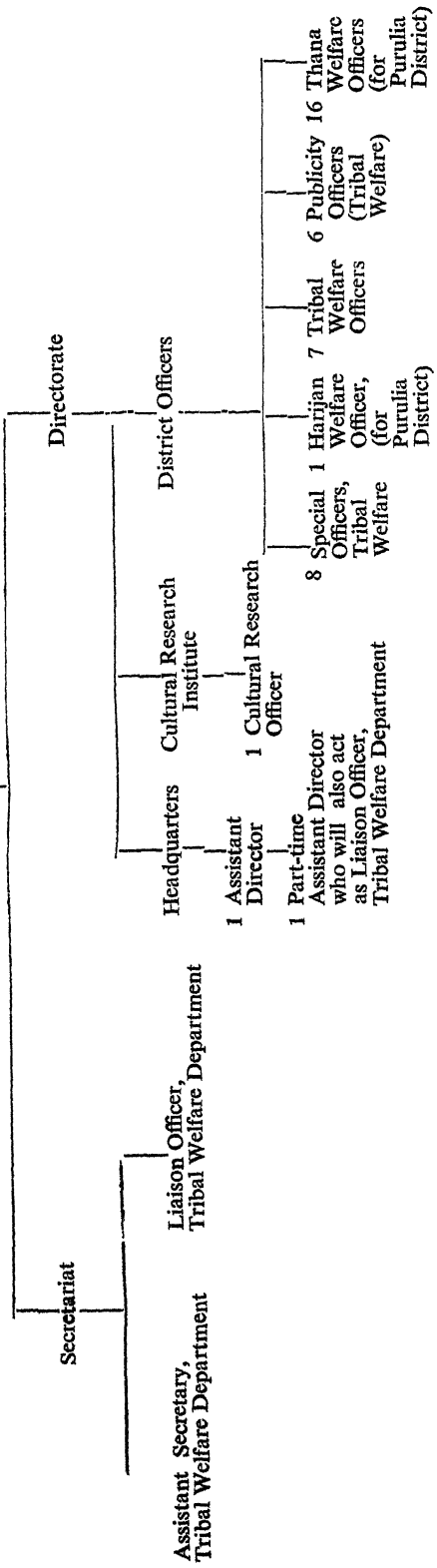
1 Publicity Officer.

WEST BENGAL

TRIBAL WELFARE DEPARTMENT

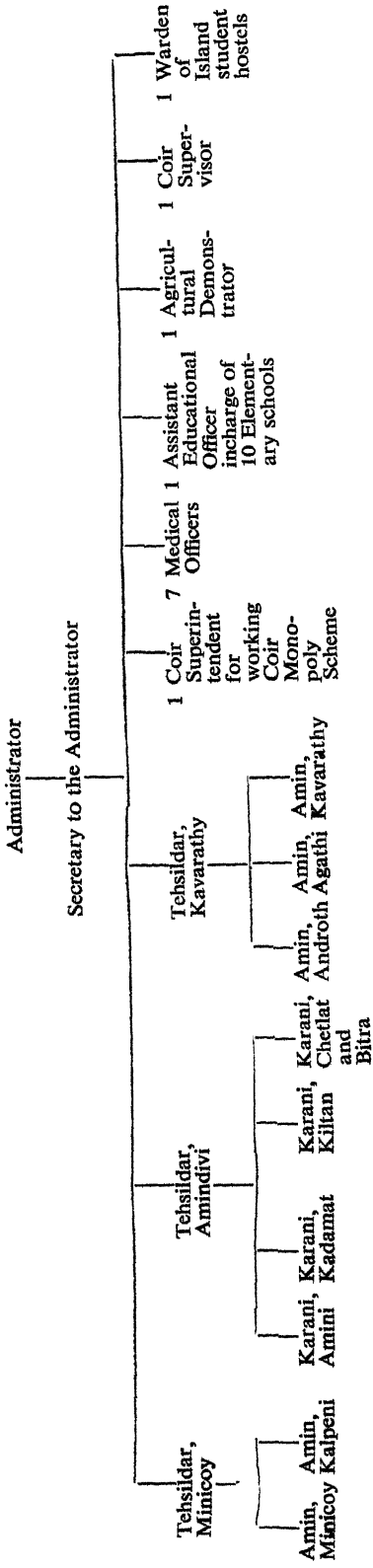
*Ex-officio* Secretary, Land and Land Revenue Department and Tribal Welfare Department

Director of Tribal Welfare and *ex-officio* Deputy Secretary, Tribal Welfare Department

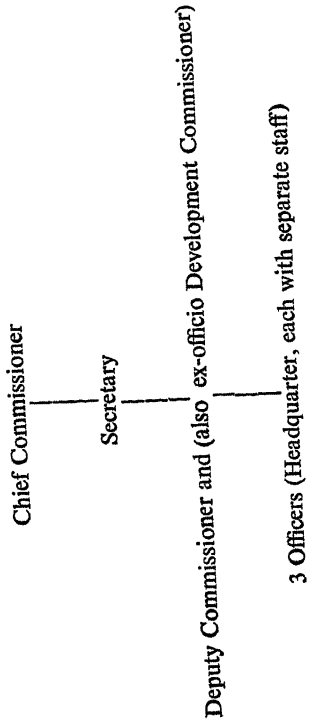


# LACCADIVE, MINICOY AND AMINDIVI ISLANDS

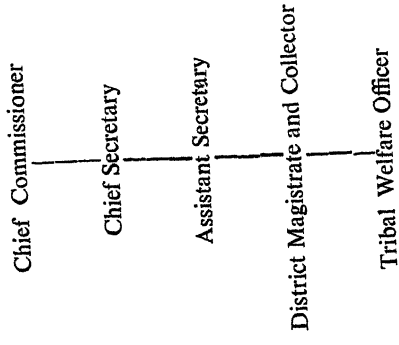
## ADMINISTRATIVE SET-UP



MANIPUR



TRIPURA  
TRIBAL WELFARE DEPARTMENT



*APPENDIX II*

STATEMENT SHOWING IMPORTANT RECOMMENDATIONS MADE  
BY (1) CENTRAL ADVISORY BOARD FOR TRIBAL WELFARE  
(2) CENTRAL ADVISORY BOARD FOR HARIJAN WELFARE  
—ACTION TAKEN BY THE STATE GOVERNMENTS  
ON THE SAME

(1) *Central Advisory Board for Tribal Welfare.*

Serial No.	Recommendation made	Action taken by State Governments
1	2	3
1	Forest Cooperative Societies should be organised in the Tribal areas on the Bombay pattern wherever feasible.	<p style="text-align: center;"><b>BOMBAY</b></p> <p style="text-align: center;">“The question of extending the pattern to the new areas of the Bombay State is under consideration of this Government.”</p> <p style="text-align: center;"><b>MYSORE</b></p> <p>“Since the Tribal population in this State is small and scattered, the organisation of Cooperative Societies on a big scale is not possible. All the same, in the Second Five Year Plan, a special provision has been made to start five Cooperative Societies at a cost of Rs. 1 lakh. A beginning has already been made in Mysore District and it is proposed to organise two more societies in South Kanara and Coorg Districts where there is Tribal population.”</p> <p style="text-align: center;"><b>PUNJAB</b></p> <p>“There are practically no forests in the Scheduled Areas of this State. Accordingly, no forest Cooperative Societies exist in this State and hence no further action is needed.”</p> <p style="text-align: center;"><b>MANIPUR</b></p> <p>“The Administration is of the opinion that there is no need of organising such societies as the Hill people enjoy very liberal rights in the forests and have all rights in their village reserve forests.”</p> <p style="text-align: center;"><b>TRIPURA</b></p> <p>“In the State Second Five Year Plan (Tribal Welfare Sector) a scheme for the formation of 5 Forest Labour Cooperative Societies during the Second Five Year Plan period has been envisaged. In each case, the managerial cost will be borne by the Government for a period of 2 to 3 years and subsidy for the construction of Store Room and for the purchase of bullock-carts, etc., is to be given. During the year 1957-58 two such Forest Labour Cooperative Societies have been formed and registered. As they are only in their infancy, entrusting them with construction works has not yet been considered.”</p>

1	2	3
2	<p>All Adivasi debts which are of less than three years duration should be paid up after allowing interest at minimum rate but not exceeding 6%. Necessary help to Adivasis in this regard should be given through the Cooperative Societies to be organised for this purpose.</p>	<p style="text-align: center;"><b>ASSAM</b></p> <p>“...In this connection it may be pointed out that so far as the Autonomous Districts of the State are concerned, paragraph 10 of the Sixth Schedule to the Constitution empowers the District Councils of these Districts to make regulations for the control of money lending within those Districts by persons other than Scheduled Tribe residents in those Districts. Some District Councils have made necessary regulations for the purpose and the issue of similar regulations is under the consideration of other District Councils.”</p>
		<p style="text-align: center;"><b>BOMBAY</b></p> <p>“Government have been advancing loans to Adivasis in many cases. These loans are mostly in the shape of Taqavi loans. Loans are paid to Adivasis for several other purposes, viz., housing, purchase of bullocks, etc., etc.”</p>
		<p style="text-align: center;"><b>KERALA</b></p> <p>“There are no cases of Adivasi debts in Attapady which are more than three years old. As for the recommendation relating to the paying up of the debts incurred during the last three years, the matter is under consideration of the State Government.”</p>
		<p style="text-align: center;"><b>MADRAS</b></p> <p>“The Registrar of Cooperative Societies, Madras has been asked to formulate necessary proposals for organising Co-operative Credit Societies for the tribal people with a view to scale down their indebtedness and to provide them with credit on easy terms. His reply is awaited. A reply will be sent after his proposals are received and considered by this Government.”</p>
		<p style="text-align: center;"><b>MYSORE</b></p> <p>“The Adivasi population in this State is meagre as compared to the other neighbouring States and moreover the population is scattered throughout the State. No Cooperative Societies have been organised so far in this State. In the circumstances, for the present, no action can be taken with regard to the recommendation made by the Board.”</p>
		<p style="text-align: center;"><b>PUNJAB</b></p> <p>“Enquiries made in the matter reveal that there are no loan cases more than 3 years old in the Scheduled Areas of Lahaul and Spiti. Accordingly no loans need be written off..... Government advanced loans amounting to Rs. 5 lakhs to the traders of Lahaul and Spiti in 1956. These loans were given to the traders to enable them to meet the losses involved due to heavy and untimely snow fall in October, 1955. The rate of interest on this loan is 5-1/4 per cent..... The Punjab Government is doing its utmost to develop cooperative organisation in the Scheduled Areas of Lahaul and Spiti. Seven Cooperative Credit Societies have already been organised in the Scheduled Areas.”</p>
		<p style="text-align: center;"><b>WEST BENGAL</b></p> <p>“This matter is under examination of the Government. The final decision will be communicated to the Government of India in due course.”</p>

## ANDAMAN AND NICOBAR ISLANDS

"There are no cases of Adivasi debts either 3 years old or less than 3 years. So the question of taking any steps for writing off the debts or giving any help to the Adivasis through the Cooperative Societies does not arise in so far as this Administration is concerned."

## MANIPUR

"No loans have ever been issued to the Adivasis as they have no landed security to offer and as such the problem of debt redemption does not arise."

## ASSAM

"So far as the Autonomous Districts are concerned, this Government do not consider it necessary to give legal assistance to Scheduled Tribe residents in these districts.

So far as the Plains Districts are concerned, further communication will follow."

## BOMBAY

"This Government is already providing legal aid to Adivasis."

## MYSORE

"Necessary provision has already been made for giving legal aid to Scheduled Tribes and this Government is considering the question of framing rules in this regard."

## PUNJAB

"The Deputy Commissioner Kangra has reported that no legal aid is required by the Tribal people as they are fairly awakened so far as law is concerned."

## RAJASTHAN

"A provision of Rs. 65,000 for giving legal assistance has been made for the Second Five Year Plan in the scheme for the welfare of Scheduled Tribes. The provision for 1958-59 for legal aid under this scheme (including Other Backward Classes) is Rs. 10,000."

## WEST BENGAL

"The tribal people in the State are in receipt of such legal assistance in a limited form in respect of cases involving land. The State Government is considering the question of extending the scope of such legal aid. After the modified scheme is finalised, this item would be included in the plan as suggested by the Government of India."

## MANIPUR

"With the formation of village Authority among the tribals of this Territory minor offences and Civil suits up to Rs. 500 will be decided by the Panchayats where no lawyers are permitted to appear. As no lawyers practise in Muffussil Courts, it is only in those cases which come up either before the District Judge or higher courts or in the Deputy Commissioner's court that lawyer do appear sometimes on behalf of the tribals. It is a good suggestion that tribals should be given legal assistance to represent them properly before the Court. The matter is under examination."

3. Arrangements for giving legal assistance to Scheduled Tribes should be made in every State.

(While forwarding the above resolution to the State Governments the Ministry of Home Affairs had requested the State Governments to make adequate provision in the next year's Plan for this item within the over all ceiling to be fixed by the Planning Commission shortly, irrespective of the fact whether the scheme is included in the State Plan or not. It may be added that the Central assistance to this item will be available on 50 : 50 basis as for any other scheme.)

1	2	3
		<p style="text-align: center;"><b>TRIPURA</b></p> <p>“On principle it has been agreed to by this Administration that legal assistance will be extended to the Scheduled Tribes and the necessary cost will be met by re-appropriation of the Budget of the current year, if any such case arises during the course of the year.”</p> <p style="text-align: center;"><b>ASSAM</b></p> <p>“Under consideration.”</p> <p>“This system is not in force in Assam. The question of relaxation of such a labour in the case of Scheduled Tribes does not arise.”</p> <p style="text-align: center;"><b>BOMBAY</b></p> <p>“There is no such rule for charging irrigation tax at 4 1/2% on irrigation works in this State.”</p> <p style="text-align: center;"><b>MYSORE</b></p> <p>“No such tax is levied on these Tribals.”</p> <p style="text-align: center;"><b>WEST BENGAL</b></p> <p>“So far as minor and medium irrigation schemes are concerned, these are executed by the Irrigation Department of this Government without any local contribution in cash or kind. Water-rates are charged on the basis of increased productivity and no distinction is made between one beneficiary and another. The making of any such distinction is also considered undesirable.</p> <p>In respect of another category of Minor irrigation works classified as “small irrigation schemes” in this State, people’s contribution in cash and kind is realised. Because of the general poverty of the scheduled tribes, contribution realised at the time of execution of small irrigation schemes primarily benefitting the tribal people is half of what is realised in the case of work benefitting the general population.”</p> <p style="text-align: center;"><b>MANIPUR</b></p> <p>“As there is no irrigation system, no charge is levied on irrigation in this territory.”</p> <p style="text-align: center;"><b>TRIPURA</b></p> <p>“The question of charging 4 1/2% tax does not arise in Tripura as no irrigation works worth mentioning have been executed by the Administration or by the public requiring enforcement of tax on the beneficiaries. With a view to making the tribal people irrigation minded schemes have, however, been drawn up under the schemes for the Welfare of Scheduled Tribes for payment of subsidy for irrigation works to be taken up by the tribal people themselves.”</p> <p style="text-align: center;"><b>ASSAM</b></p> <p>“In consideration of the higher cost of living and remoteness of locality the State Government have since sanctioned, for a period of five years with effect from 1st March, 1955, the grant of hill allowance which is in the nature of compensatory allowance as defined in rule 9(5) of the F. Rs. to all State Government employees posted to and or serving in the Hill Districts of this State except the United Khasi Jaintia Hills District irrespective of their nativity, i. e. whether they belong to their respective home district or come from outside.”</p> <p style="text-align: center;"><b>BOMBAY</b></p> <p>“The question is being examined.”</p>
4.	<p>In irrigation works, the rule of charging 4 1/2% tax should not be strictly enforced in the case of Adivasis. It should be relaxed wherever necessary.</p> <p>The conditions of Shramdan should also be relaxed in the case of Adivasis wherever it is necessary to do so.</p>	
5.	<p>To obviate the difficulty of getting trained workers for tribal areas some suitable allowance which may differ from area to area deserve consideration. It has been represented in this connection that the work in the tribal areas is suffering because any one who is posted there takes it as punishment on account of the difficult living as well as working conditions</p>	



without any compensatory allowance. It is felt that some suitable allowance has to be given to the staff in tribal areas depending on the conditions obtaining there, to make them stay there for some time and take interest in their work.

6.

An administrative unit comprising a Tehsil or above which contains 50% tribal population might be declared as Scheduled Area.

#### PUNJAB

"The Punjab Government is already giving 100% compensatory allowance to the staff working in the Scheduled Areas subject to the maximum of Rs. 200 per month."

#### WEST BENGAL

"This Government is alive to this problem in fixing the salary of the trained workers for welfare centres, this consideration has been kept in view and the salary fixed is higher than that is usually allowed to employees with similar qualifications working elsewhere."

#### MANIPUR

"The Government of India, Ministry of Food and Agriculture have under letter No. F13(45)/56- Estt. C(IT) of the 17th October, 1957 accorded sanction to the grant of Hill and Winter allowances to the Government Servants who are working in the Hill Areas. As for the non-official workers it is not within the jurisdiction of this Administration to pay any allowances."

#### TRIPURA

"...there is no area in Tripura which may be declared specifically as Tribal Areas. Generally, the interior areas are predominantly inhabited by tribal people. This Administration have not, however, experienced any difficulty in posting the trained workers in the interior areas. It will not be out of place to mention here that although no special allowance is being allowed to the workers, other amenities like housing accommodation are being arranged for the workers in the interior areas. In the Multi-purpose Block, Amarpur the Village Level Workers have each been given a house wherein other amenities have also been extended."

#### BOMBAY

"This is already under consideration of Government. Comments of this Government with a revised list of Scheduled Areas will be forwarded to the Government of India in due course for issue of the fresh Presidential order in the matter."

#### PUNJAB

"The population of the Scheduled Tribes in this State is quite nominal-2429 souls only. Accordingly the State have no comments to make."

#### RAJASTHAN

"The State Government agree with the recommendation that an administrative unit comprising a Tehsil or above which contains 50% tribal population might be declared a Scheduled Area. This will be a very beneficial step for welfare of Scheduled Tribes."

#### WEST BENGAL

"So far as this State is concerned, this question does not arise as there are no such concentrated areas."

## (2) Central Advisory Board for Harijan Welfare :

1	2	3
1.	The members of the Central Advisory Board for Harijan Welfare should be co-opted as <i>ex-officio</i> members of the State Boards wherever such Boards already exist and that in the States where such boards are not in existence, they should be set up.	<p style="text-align: center;">BOMBAY</p> <p>“The Government of Bombay have appointed 3 members of the Central Advisory Board for Harijan Welfare as members of the State Advisory Board for Harijan Welfare.”</p> <p style="text-align: center;">ORISSA</p> <p>“The State Advisory Board for Harijan Welfare has since been constituted. Shri R. K. Bose, member for Orissa in the Central Advisory Board for Harijan Welfare has been co-opted as a member of the State Advisory Board.”</p> <p style="text-align: center;">WEST BENGAL</p> <p>“This has already been done.”</p> <p style="text-align: center;">ASSAM</p> <p>“As regards settlement of land Government's policy is to provide landless people wherever possible. Landless Harijans are also given settlement where Government waste land is available.”</p> <p style="text-align: center;">MYSORE</p> <p>“As regards distribution of waste lands, this Government in Revenue Department, have already issued orders that in the allotment of Government land to individuals, preference should be given to the members of Scheduled Castes and Scheduled Tribes.”</p> <p style="text-align: center;">ORISSA</p> <p>“According to Government decision, waste lands are leased out in the following order of priority :—</p> <p style="margin-left: 40px;">(a) Landless Adivasis or Scheduled Tribes.</p> <p style="margin-left: 40px;">(b) Landless Harijans or Scheduled Castes.</p> <p style="margin-left: 40px;">(c) Landless other Backward Classes.</p> <p>One is to be considered landless if he has land less than half an acre or no land.”</p> <p style="text-align: center;">WEST BENGAL</p> <p>“In spite of the abolition of the Zamindari system, very little suitable waste land has been made available. The State Government has already adopted the policy of giving such land only to people who own no land or own uneconomic holdings, preference being given to those who form themselves into Co-operative Farming Societies.</p> <p>The State Government considers the above policy to be adequate and does not like to make any discrimination in favour of the Harijans—most of whom will automatically come under the category of landless people or owners of uneconomic holdings.”</p> <p style="text-align: center;">PONDICHERRY</p> <p>“In this small State there are no waste lands which can usefully be allotted to landless Harijans. However, the Government are already taking steps wherever possible to allot such small strips of waste lands as are available to landless Harijans. Instructions have been issued to Municipalities also to allot housing sites to needy Harijans. According to the present practice, persons who have already built up houses on Municipal lands are not evicted and where possible those lands are also allotted to the Harijans for housing purposes.”</p>
	2.	
	Wherever there is land lying waste efforts should be made to settle the landless people there and that in the allotment of land preference should be given to Harijans.	

The State Government should endeavour to provide building sites to Harijans.

#### KERALA

"This Government have provided an amount of Rs. 1.30 lakhs for providing house sites to Harijans."

#### MADRAS

"A total ceiling of Rs. 34.84 lakhs has been included in the State's Second Five Year Plan under the Backward Classes sector for provision of house sites, sanitary amenities, pathways etc., to the Scheduled Castes. An allotment of Rs. 6.85 lakhs on this account is proposed to be made in the plan programme for 1958-59."

#### MYSORE

"Government are acquiring lands in villages and forming Village Extensions."

#### ORISSA

"The State Government have already provided funds to the extent of Rs. 1 lakh for giving subsidies to the deserving Harijans for construction of houses at the rate of Rs. 500 maximum for unit of house for each year of the Second Five Year Plan. Moreover, under Centrally Sponsored Schemes, a subsidy of Rs. 600 for each unit of house has been provided for Scheduled Castes."

#### WEST BENGAL

"Most of the Scheduled Castes of the State (47.44 lakhs in all) live in rural areas and it does not appear that the question of house-sites has ever been a problem meriting notice. In fact, no representations in this regard have been received by this Government so far.

To provide free house-sites for even a significant percentage of one-fifth of the population is not a feasible proposition. The inevitable result of introducing any such scheme would be a tendency on the part of a traditionally land hungry population to apply in large number for such free house-sites.

Besides, the plan provision for 1958-59 has already been reduced for lack of resources and stands at present at Rs. 27.86 lakhs only. It is neither desirable nor feasible to divert funds for such a scheme from other items considered essential and more vital for the welfare of the Scheduled Castes. Even if this were possible, money set apart would be so insignificant as to have no impact at all. Besides, any half-hearted attempt in this regard will merely have the effect of raising high expectations and causing subsequent frustration. The State Government, therefore, is of the opinion that the scheme for providing free house-sites need not be introduced as far as this State is concerned."

#### MANIPUR

".....During 1954-55 388 bundles of C. I. sheets were issued free of cost to them to help them in the construction of their houses. There is provision of doing the same in the Scheduled Castes Welfare Schemes in the Second Plan. Since they have been living in established villages for many years with sufficient land for building sites etc., it is not necessary to provide building sites for them."

1	2	3
4.	Necessary arrangements for giving legal assistance to Harijans should be made in every State.	<p style="text-align: center;"><b>KERALA</b></p> <p>“This Government have provided an amount of Rs. 10,000 for legal assistance to Scheduled Castes in their Annual Plan for 1958-59.”</p> <p style="text-align: center;"><b>MADRAS</b></p> <p>“The question is already under the consideration of this Government. Necessary provision to this effect is proposed to be included in the Annual Plan for 1958-59, if the scheme is finalised,”</p> <p style="text-align: center;"><b>MYSORE</b></p> <p>“Necessary provision has been made in the current year’s budget for grant of such legal assistance under Miscellaneous Schemes for Scheduled Castes. Similar provision is also proposed to be made in the next year’s budget.”</p> <p style="text-align: center;"><b>WEST BENGAL</b></p> <p>“The scheme is under consideration of Government. When it matures, the scheme will be included in the plan, with the Planning Commission’s approval and Central assistance will be sought for in due course.”</p> <p style="text-align: center;"><b>MANIPUR</b></p> <p>“There is no reason to give them legal assistance as they are not more backward than the non-Scheduled Caste people with whom they live in the same neighbourhood.”</p>
5.	Special concessions in the matter of sanctioning contracts/motor licences and trade permits, may be given to Scheduled Castes wherever possible.	<p style="text-align: center;"><b>ASSAM</b></p> <p>“State Government have already granted preferential treatment to the Scheduled Castes in the matter of settlement of contractors, permits fisheries, ferries, toll bridges, forest mahals, excise shops etc.,.....”</p> <p style="text-align: center;"><b>KERALA</b></p> <p>“The provisions of the Motor Vehicles Act do not permit this Government to give any preference to the Scheduled Castes in the matter of granting permits for Motor Vehicles. However, if the applicants from Scheduled Castes form themselves into Cooperative Societies, the preference allowed to the Cooperative Societies under the statute can be extended to them.”</p> <p style="text-align: center;"><b>WEST BENGAL</b></p> <p>“The proposal concerns only the richer section of the Scheduled Castes. Rich people of whatever class may be left to themselves and need not be the subject of any special concern.</p> <p>The State Government, therefore, regrets its inability to consider this suggestion.”</p> <p style="text-align: center;"><b>MANIPUR</b></p> <p>“Almost all the people of Manipur including the Scheduled Castes are agriculturists. In addition the population is very small and hence it is not necessary to give special facilities to them in the sanction of contracts, motor licences and trade permits.”</p>

## APPENDIX III

STATEMENT SHOWING THE LATEST POSITION REGARDING THE CONSTITUTION OF WELFARE COMMITTEES/BOARDS FOR SCHEDULED CASTES, SCHEDULED TRIBES AND OTHER BACKWARD CLASSES ETC. IN THE VARIOUS STATES/UNION TERRITORIES.

Serial No. (1)	Name of the State (2)	At the State level (3)	At the District level (4)
1.	ANDHRA PRADESH	<p>The Government of Andhra Pradesh dissolved the State Harijan Welfare Committee, State Backward Classes Advisory Committee and the State Vinuktajatis Advisory Committee and instead constituted a single Social Welfare Advisory Committee. The Committee advises the Government on all the matters connected with the welfare of Scheduled Castes, Ex-Criminal Tribes and Other Backward Classes in the State.</p>	<p>The question of forming the District Harijan Welfare Committees has been receiving attention of the Government and proposals from the Collectois have been called for in this regard.</p>
2.	ASSAM	<p>The Government of Assam have recently constituted two State Advisory Boards, one for the Tribal welfare and the Other for the welfare of Scheduled Castes. The strength of the members of these Boards will be 29 and 11, respectively. The Chief Minister of Assam and the Minister of Tribal Welfare will be President and Vice-President respectively of these Boards.</p>	<p>There are Sub-Divisional Development Committees in each Sub-Division of both plains and hill-districts of the State for the welfare of Scheduled Tribes and Scheduled Castes. These Committees give suggestions to the State Government about the development schemes to be carried out in the sub-division.</p>
3.	BIHAR	<p>Apart from the Scheduled Castes Advisory Board there is a Board of Control in the Bihar Tribal Research Institute, Ranchi, to look after the working of the Institute and to advise the Government in all matters concerning the Institute. The Cultural Board for Scheduled Tribes has also been reconstituted for a period of 5 years with effect from 1st November, 1957. In addition, there is a State Stipend Committee for Scheduled Tribes which recommends awards of stipends to Scheduled Tribe students reading in the colleges.</p>	<p>There are District and Sub-Divisional Harijan Welfare Boards, for every District and Sub-Division of the State to advise the Government at the district level. The 13 District Welfare Boards held their meetings during the year and discussed the problems of their districts and suggested measures for ameliorating the conditions of the Scheduled Castes and Scheduled Tribes.</p>
			<p>There are also District Stipend Committees constituted for the purpose of granting stipends and book grants to the students belonging to Scheduled Castes, Scheduled Tribes and Other Backward Classes. These Committees have also representation of Scheduled Castes, Scheduled Tribes and Other Backward Classes as members. The Scheduled Castes District Stipend Committees also distribute hostel grants to Scheduled Caste school students.</p>

(1)

(2)

(3)

(4)

4. BOMBAY .. .. A Harijan Welfare Board has recently been constituted for the reorganised State of Bombay. The Board advises the Government in all the matters pertaining to the welfare of Harijans.

The Government of Bombay constituted on *ad hoc* basis a Backward Class Board for the re-organised State during the year 1957, but the tenure of the Board expired on 30th November, 1957.

5. JAMMU & KASHMIR The Government of Jammu and Kashmir have recently constituted a Harijan Welfare Board in the State. The Board advises the State Government on all matters relating to the Welfare of Harijans, assesses the requirements of Harijans and formulates schemes for their welfare. There is also another Board for the welfare of Backward Classes in the State.

6. KERALA .. .. Information not received.

7. MADHYA PRADESH There is no Board/Committee in the re-organised State at State level. In Bhopal and Vindhya Pradesh regions of the State, however, Harijan Board and Backward Class Board, respectively constituted before the re-organisation of the State continued to function.

8. MADRAS .. .. The Harijan Welfare Committee continued to function in the State.

9. MYSORE .. .. The Central Depressed Class Policy Committee has now been reconstituted and designated as Scheduled Castes and Scheduled Tribes Advisory Board.

10. ORISSA .. .. A Harijan Welfare Advisory Board has been recently constituted in the State. The Board has, however, not met so far.

A District Development Board is constituted in each district of the reorganised Bombay State except Bombay District to deal with all round rural development. Under this District Development Board along with other Sub-Committees, a Sub-Committee known as Backward Class Welfare Sub-Committee is formed to look after the work of amelioration of Backward Classes. It generally consists of seven to eight members who are prominent persons and social workers taking interest in the Backward Class welfare work. The Vice-Chairman of the District Development Board is nominated by Government. The Collector acts as the Chairman of the Backward Class Sub-Committee of the Board. The Backward Class Welfare Officer or the Social Service Officer of the district is the Secretary of the Sub-Committee.

Information not furnished.

Information not furnished.

There are no Welfare Committees at district level.

A District Welfare Committee has been constituted in each district with the Collector as Chairman and the District Heads of the Health, Education, Co-operation, Industries, Police and Welfare Departments and seven non-officials as members. The local M. Ps. and M. L. As. are also invited to the meetings of the Committee. The Committee functions in an advisory capacity and assists the Government in ascertaining the conditions and needs of the Backward Classes in the district, the implementation of the welfare schemes and the eradication of untouchability.

There are no Welfare Committees at district level.

District Welfare Committees have been constituted in each district of the State. The Members of the Parliament, Scheduled Tribe and Scheduled Caste Members of the State Legislature and selected non-official workers interested in Backward Classes welfare are taken in as non-official members of the District Welfare Committees. The decisions of District Welfare Committee are to be communicated to the District Development Board and *vice-versa* in order to avoid

- | (1) | (2)                      | (3)   |
|-----|--------------------------|---|
| 11. | PUNJAB ..                | There are no Welfare Committees at district level.  |
| 12. | RAJASTHAN ..             | At the district level 26 Boards have been formed to advise and suggest measures for the amelioration of Scheduled Castes, Scheduled Tribes and Other Backward Classes. These Boards are called District Social Welfare Boards and the Collectors of the Districts are <i>ex-officio</i> Chairmen of the Boards. All Scheduled Caste and Scheduled Tribe Members of the State Legislative Assembly, Social Workers and representatives of these communities from each Sub-Division, District Superintendent of Police, and President or Chairman of the Municipal Board are nominated as members.  |
| 13. | UTTAR PRADESH ..         | The Collectors who are the <i>ex-officio</i> Chairmen of these Boards have been requested to convene the meetings of these Boards at least quarterly and it has been impressed upon them, that the Government attaches great importance for regular meetings of these Boards.<br><br>Each district in the State has a Sub-Committee of the District Planning Committee called District Harijan Sahayak Sub-Committee to advise the Government on all affairs concerning Educational, Social and Economic Uplift of the Scheduled Castes, Backward Classes and Ex-Criminal Tribes. The District Harijan Sahayak Sub-Committee is a Sub-Committee of the District Planning Committee under the Chairmanship of the Vice-President of the District Planning Committee. |
| 14. | WEST BENGAL ..           | There are 12 District Tribal Welfare Committees in 12 districts out of 15 districts in the State. These Committees advise the District Officers in formulating the schemes for the amelioration of conditions of Scheduled Tribes. The Government have now decided to have separate Welfare Committees at district level, one for Scheduled Castes and the other for Scheduled Tribes. The maximum number of the members of each of the Committee will be 25 and such Committees will be set up in all districts.   |
| 15. | ANDAMAN NICOBAR ISLANDS. | There are no Scheduled Castes and Scheduled Tribes in the Territory.  |
| 16. | DELHI ..                 | Formerly the Harijan Welfare Board constituted 12 Zonal Committees for the purpose of publicity and propaganda, but unfortunately these committees became practically defunct due to lack of interest among the conveners and members of the Committees.  |

(1)	(2)	(3)	(4)
17.	HIMACHAL PRADESH	In Himachal Pradesh the Welfare Advisory Board ceased to function after the re-organisation of the Territory. A proposal for the constitution of a Harijan Welfare Board is under consideration of the Administration.	Information not furnished.
18.	LACCADIVE, MINICOY AND AMIN-DIVI ISLANDS.	An Advisory Council has been constituted for the Territory to which 5 Islanders have been nominated including the member of Parliament representing this Territory.	There are no Welfare Committees at district level.
19.	MANIPUR .. ..	The Tribal Advisory Board constituted in 1955 continued to function.	There are 3 local Tribal Advisory Boards in the Territory.
20.	TRIPURA .. ..	There is a Tribal Advisory Committee constituted to advise the administration in matters relating to the welfare of the Tribals.	There is no Welfare Committee at district level.
21.	PONDICHERRY .. ..	A proposal for the constitution of a Harijan Welfare Board is under consideration.	There are no Welfare Committees at district level.



*APPENDIX IV*

PRESENTATION OF SCHEDULED CASTES AND SCHEDULED TRIBES IN LOK SABHA AND VIDHAN SABHAS AGAINST UNRESERVED SEATS AND ALSO IN THE RAJYA SABHA AND STATE LEGISLATIVE COUNCILS.

**A**

STATEMENT SHOWING THE NAMES OF SCHEDULED CASTE AND SCHEDULED TRIBE MEMBERS RETURNED AGAINST UNRESERVED SEATS IN THE LOK SABHA IN THE 1957 ELECTIONS.

<i>SCHEDULED CASTE</i>				<i>SCHEDULED TRIBE</i>			
<i>Name of the Member</i>		<i>State from which returned.</i>		<i>Name of the Member</i>		<i>State from which returned.</i>	
D. Kamble (now a Buddhist)		..	Bombay	Shri Dippala Suri Dora	..	..	Andhra Pradesh
Bihar Rao Sonule		..	Bombay	Shri J. N. Hazarika	..	..	Assam
Masaheb Dogaduji Solunke		..	Bombay	Shri Dasaratha Deb	..	..	Tripura
Eacharan		..	..	..	..	..	Kerala
Sham Lal Jangde		..	..	..	..	..	Madhya Pradesh
Pranendu Sekhar Naskar		..	..	..	..	..	West Bengal

**B**

STATEMENT SHOWING THE NUMBER OF SCHEDULED CASTE AND SCHEDULED TRIBE MEMBERS ELECTED AGAINST UNRESERVED SEATS IN THE STATE LEGISLATIVE ASSEMBLIES DURING 1957-58.

<i>Name of the State</i>	<i>LEGISLATIVE ASSEMBLIES</i>	
	<i>Scheduled Caste</i>	<i>Scheduled Tribe.</i>
Pradesh	1	..
..	1	1
..	..	2
and Kashmir	..	..
..	1	..
Madhya Pradesh	..	1
Uttar Pradesh	2	..
West Bengal	1	..
..	..	1
..	..	..
..	..	..
..	1	..
Bengal	1	2
<b>TOTAL</b>	<b>8</b>	<b>7</b>

## C

STATEMENT SHOWING THE REPRESENTATION OF SCHEDULED CASTE AND SCHEDULED TRIBE PERSONS IN RAJYA SABHA DURING THE YEAR 1957-58.

<i>SCHEDULED CASTE</i>				<i>SCHEDULED TRIBE</i>			
<i>Name of the Member</i>		<i>State from which returned</i>		<i>Name of the Member</i>		<i>State from which returned.</i>	
Shri Kishori Ram	.. ..	Bihar		Shri R. Thanhlira	..	Assam	
Shri P. N. Rajabhoj	.. ..	Bombay		Shri Theodor Bodra	..	Bihar	
Shri P. F. Leuva	.. ..	Bombay		Thakur Bhanu Pratap Singh.	..	Madhya Pradesh	
Shri R. U. Agnibhoj	.. ..	Madhya Pradesh					
Shri V. M. Surendra Ram	.. ..	Madras					
Shri R. P. Tamta	.. ..	Uttar Pradesh					

## D

STATEMENT SHOWING THE NUMBER OF SCHEDULED CASTE AND SCHEDULED TRIBE MEMBERS IN THE STATE LEGISLATIVE COUNCILS DURING 1957-58.

<i>Name of the State</i>	<i>LEGISLATIVE COUNCILS</i>	
	<i>Scheduled Caste</i>	<i>Scheduled Tribe.</i>
Bihar	3 (one nominated) 1 (nominated)	4
Bombay	1 (nominated)	..
Madras	1 (nominated)	..
Mysore	2	..
Punjab	1	..
Uttar Pradesh	1	..
West Bengal	..	..
TOTAL	9	4

## APPENDIX V

PRESENTATION OF SCHEDULED CASTES AND SCHEDULED TRIBES IN CENTRAL AND STATE GOVERNMENTS IN POLITICAL POSTS.

A

STATEMENT SHOWING THE NAMES OF MINISTERS, DEPUTY MINISTERS AND PARLIAMENTARY SECRETARIES BELONGING TO SCHEDULED CASTES AND SCHEDULED TRIBES IN THE CENTRAL GOVERNMENT.

<i>Name</i>	<i>Designation and Portfolio.</i>	<i>Whether Scheduled Caste/Scheduled Tribe.</i>
gijvan Ram .. .. .	Minister for Railways .. .. .	Scheduled Caste
ono Mohan Das .. .. .	Deputy Minister for Scientific Research and Cultural Affairs.	Schedule Caste
N. Hazarika .. .. .	Parliamentary Secretary to the Minister for External Affairs.	Scheduled Tribe
S. Murthy .. .. .	Parliamentary Secretary to the Minister for Community Development.	Scheduled Caste

## B

## STATEMENT SHOWING PARTICULARS OF MINISTERS, DEPUTY MINISTERS AND PARLIAMENTARY SECRETARIES ETC., IN VARIOUS STATE GOVERNMENTS BELONGING TO SCHEDULED CASTES AND SCHEDULED TRIBES.

S. No.	Name of the State	Name	Political post held	Portfolio
1	2	3	4	5
			<b>Scheduled Caste</b>	
1.	Andhra Pradesh	.. Shri Damodaram Sanjivayya.	Minister	Labour and Social Welfare.
2.	Assam	.. Shri Mahendra Nath Hazarika	Minister	Rural Development and Cottage Industries.
3.	Bihar	.. Shri Bhola Paswan	Minister	Excise, Forest and Welfare.
		.. Shri Chandrika Ram	Deputy Minister	Agriculture
4.	Bombay	.. Shri Nashikrao Khantadu Tripude	Minister	Social Welfare & Rehabilitation.
5.	Madhya Pradesh	.. Shri Ganesh Ram Anant	Minister	Social Welfare.
		.. Shri Sajjan Singh Vishnar	Deputy Minister	Forest.
6.	Madras	.. Shri P. Kakkana.	Minister	Public Works (excluding electricity) Harijan Welfare and Scheduled Areas and Scheduled Tribes.
7.	Orissa	.. Shri Santanu Kumar Das	Deputy Minister	Gram Panchayats, Fisheries and Co-operation.
8.	Punjab	.. Shri Gurbanta Singh	Minister	Forest, Animal Husbandry, Agriculture, Fisheries, Scheduled Castes and Backward Classes.
		.. Prof. Yashwant Rai	Deputy Minister	Local-Self Government, Harijan Welfare Scheduled Castes and Backward Classes.
		.. Shri Dalbir Singh	Deputy Minister	Community Project.
9.	Uttar Pradesh	.. Shri Girdhari Lal, M.A.	Minister.	Public Works.
		.. Shri Sita Ram M.Sc. (wis); Ph. D. Ohio	Minister of State	Excise & Transport.
		.. Shri Baldeo Singh Arya	Parliamentary Secretary	Attached to Minister for Health, Agriculture and Relief and Rehabilitation.
		.. .. ..	.. .. ..	Attached to Minister for Finance, Industries and Power.

1	2	3	4	5
10.	West Bengal .. ..	Shri Hem Chandra Naskar Shri Shyame Prasad Burman Shri Satish Chandra Ray Singha Shri Ardendu Sekhar Naskar Shri Nishapati Majhi	Minister Minister Deputy Minister Parliamentary Secretary Parliamentary Secretary	Fisheries and Forests. Excise. Home (Transport). Attached to the Minister for Home (Police). Attached to the Minister for Fisheries & Forest.  Revenue, Excise and Taxation & Community Projects.
11.	Rajasthan .. ..	Shri Sampat Ram	Deputy Minister	Local-Self Government namely all matters pertaining to Municipal Corporations, Municipalities, Local and Sanitary Boards, Trust Boards and Village Panchayats, Housing including Low Income Group Housing Scheme, Labour Housing Schemes, Rural Housing Schemes, Housing Boards, Town Planning, Welfare of Scheduled Castes, Scheduled Tribes and Ex-Criminal Tribes.
12.	Mysore .. ..	Shri R. Chennigaramiah	Minister	
13.	Kerala .. ..	Shri P. K. Chattan	Minister	Local-Self Government, Advancement of Backward Communities, Housing, Resettlement, Colonisation.
14.	Jammu and Kashmir ..	Bhagat Chhaju Ram	Minister of State	Social Welfare, Welfare of Backward Classes and Welfare of Scheduled Castes.
<b>Scheduled Tribe</b>				
1.	Assam .. ..	Shri A. Thanglura, B.L. Shri Lalawia, B.A. Shri Williamson A. Sangma Shri Rupnath Brahma, B.L.	Chief Parliamentary Secretary Parliamentary Secretary Minister Minister	Tribal Areas, Publicity and Information. Medical, Public Health, Printing and Stationery, Registration and Stamps.
2.	Bombay .. ..	Shri Bahadurbhai Kuthabhai Patel	Deputy Minister	Social Welfare.
3.	Madhya Pradesh ..	Raja Naresch Chandra Singh Shri Shiv Bhanu Solanki	Minister Deputy Minister	Tribal Welfare. Social Welfare.
4.	Orissa .. ..	Shri Bir Bikramaditya Singh Bariha	Deputy Minister	Tribal & Rural Welfare.
5.	West Bengal .. ..	Shri Tensing Wangdi Shri Kamala Kanta Hembram	Deputy Minister Parliamentary Secretary	Tribal Welfare. Attached to the Minister for Development and Labour.
6.	Rajasthan .. ..	Shri Bheekha Bhai	Deputy Minister	Irrigation and Power, Medical & Social Welfare.

APPENDIX VI.

STATEMENT SHOWING THE NUMBER OF CASES DEALT WITH UNDER UNTOUCHABILITY (OFFENCES) ACT, 1955, DURING THE PERIOD FROM 1ST JANUARY 1956 TO 31ST DECEMBER, 1957.

Sl. No.	Name of the State/Union Territory	Number of Cases Registered with Police									
		Total		Challenged		Not challenged with reason		(7)	(8)		
		1-1-1956 to 31-12-1956 (3)	1-1-1957 to 31-12-1957 (4)	1-1-1956 to 31-12-1956 (5)	1-1-1957 to 31-12-1957 (6)	1-1-1956 to 31-12-1956 (7)	1-1-1957 to 31-12-1957 (8)				
(1)	(2)										
1.	Andhra Pradesh	..	..	Information not furnished	..	..	..	..	..	..	..
2.	Assam	..	..	Information not furnished	..	..	..	..	..	..	..
3.	Bihar	11	8	8	7	8	3(o)	1(p)	..	..	..
4.	Bombay(c)	96(b) 76(d)	68(b)	96(b) 48(d)	68(b)	..	{ 28(d) }	..	..	..	..
5.	Jammu and Kashmir	..	..	Nil	..	..	..	..	..	..	..
6.	Kerala	23	33	17	24	17	6(f)	9(g)	..	..	..
7.	Madhya Pradesh	227	162	185	130	185	42(h)	32(h)	..	..	..
8.	Madras	..	..	Information not furnished	..	..	..	..	..	..	..
9.	Mysore	69	36	63	32	63	6(i)	4(j)	..	..	..
10.	Orissa(c)	32	22	29	18(m)	29	3(m)	4(n)	..	..	..
11.	Punjab(f)	13	10	12	9	12	1(k)	1(e)	..	..	..
12.	Rajasthan	106	117	101	104	101	5(h)	13(e)	..	..	..
13.	Uttar Pradesh	30(a)	20	30(a)	20	30(a)	—	—	..	..	..
14.	West Bengal	5	17	5	17	5	Nil	Nil	..	..	..
<i>Union Territories</i>											
1.	Andaman & Nicobar Islands	..	..	Information not furnished	..	..	..	..	..	..	..
2.	Amindivi, Laccadiv and Minicoy Islands	..	..	Information not furnished	..	..	..	..	..	..	..
3.	Delhi	Nil	2	Nil	2	Nil	—	—	..	..	..
4.	Himachal Pradesh	5	1	5	1	5	—	—	..	..	..
5.	Manipur	..	..	Nil	..	..	..	..	..	..	..
6.	Tripura	..	..	Nil	..	..	..	..	..	..	..
Total		693	496	599	432	94	94	64			

Sl. No.	Name of the State/Union Territory	Details of the Cases Challenged							
		Convicted		Acquitted		Compounded		Still pending with court	
		1-1-1956 to 13-12-1956 (9)	1-1-1957 to 31-12-1957 (10)	1-1-1956 to 31-12-1956 (11)	1-1-1957 to 31-12-1957 (12)	1-1-1956 to 31-12-1956 (13)	1-1-1957 to 31-12-1957 (14)	1-1-1956 to 31-12-1956 (15)	1-1-1957 to 31-12-1957 (16)
1.	Andhra Pradesh	..	..	..	..	Information not furnished	..	..	..
2.	Assam	..	..	..	..	Information not furnished	..	..	..
3.	Bihar	1	Nil	1	2	6	2	Nil	3
4.	Bombay <sup>c</sup>	2(b) 9(d)	—	1(b) 6(d)	2(b)	2(b) 18(d)	5(b)	91(b) 15(d)	61(b)
5.	Jammu and Kashmir	..	..	..	..	Nil	..	..	..
6.	Kerala	12	6	4	Nil	1	3	Nil	15
7.	Madhya Pradesh	65	37	32	5	67	30	21	58
8.	Madras	..	..	..	..	Information not furnished	..	..	..
9.	Mysore	31	7	21	11	10	4	1	10
10.	Orissa <sup>c</sup>	3	9 <sup>n</sup>	6	5(n)	15	5(n)	N.A.	N.A.
11.	Punjab <sup>l</sup>	4	4	4	3	2	Nil	2	2
12.	Rajasthan	15	12	18	7	22	26	46	59
13.	Uttar Pradesh	2(a)	11	10(a)	1	12(a)	3	6(a)	5
14.	West Bengal	2	1	1	3	1	7	1	6
Union Territories		..	..	..	..	Information not furnished	..	..	..
1.	Andaman & Nicobar Islands.	..	..	..	..	Information not furnished	..	..	..
2.	Amindivi, Laccadive and Minicoy Islands	..	..	..	..	Information not furnished	..	..	..
3.	Delhi	Nil	—	Nil	—	Nil	—	Nil	2
4.	Himachal Pradesh	3	—	2	—	—	1	—	—
5.	Manipur	..	..	..	..	Nil	..	..	..
6.	Tripura	..	..	..	..	Nil	..	..	..
TOTAL		149	87	106	39	156	86	183	221

(a) These figures relate to the years 1955 and 1956 as separate figures for 1956 are not available. (b) Figures relate to old Bombay State. (c) Information relates to the period up to 30th September, 1957 only. (d) Information relating to the incoming areas of the re-organised State of Bombay for the period up to November, 1956 only. Reasons for cases not challenged given in column 7 are not furnished. (e) Reason not furnished. (f) Of these 6 cases, 3 were referred as mistake of facts, 1 case remained undetected and 2 cases referred as non-cognizable. (g) Of these 9 cases, 8 were referred as mistake of facts and one referred as mistake of facts, 1 case remained undetected and 2 cases referred as non-cognizable. (h) Of these 6 cases, 2 were false cases, 4 lacked evidence. (i) Of these 4, 1 remained undetected. (j) These cases could not be challenged for want of evidence. (k) Cancelled being false. (l) Excluding the information of the mained undetected, 1 non-cognizable, 1 case was found false and 1 pending investigation. (m) Information furnished by the Orissa Government shows some discrepancy; the Deputy Commissioner, Amritsar. (n) These were private complaints. (o) Evidence was insufficient. (p) Police submitted final report which was accepted. matter has been referred to them for clarification. (q) Evidence was insufficient. (r) Police submitted final report which was accepted.

APPENDIX VII

STATEMENT SHOWING THE NUMBER OF MUNICIPALITIES/LOCAL BODIES WHICH ARE WILLING TO IMPLEMENT THE  
SCHEME OF INTRODUCING HAND CARTS OR WHEEL BARROWS FOR REMOVAL OF NIGHT SOIL AND FOR  
WHOM GRANTS-IN-AID WERE SANCTIONED TO THE STATE GOVERNMENTS DURING 1957-58.

Serial No.	Name of the State Union Territory	Grant-in-aid sanctioned during 1957-58	Number of Municipalities Local Bodies, etc., who have taken advantage of the scheme of grant-in-aid introducing hand carts and wheel barrows for removal of night soil.
1	2	3	4
1.	Bombay .. .. .	1,64,000	132
2.	Madras .. .. .	30,000	200 (Approximate)
3.	Assam .. .. .	41,000	7
4.	Rajasthan .. .. .	93,000	28
5.	Kerala .. .. .	76,000	17
6.	West Bengal .. .. .	1,02,500	20
7.	Orissa .. .. .	39,000	10
8.	Uttar Pradesh .. .. .	149,000	72
9.	Mysore .. .. .	92,000	38
10.	Punjab .. .. .	1,32,000	52
11.	Himachal Pradesh .. .. .	3,000	6
12.	Delhi .. .. .	39,500	6
13.	Pondicherry .. .. .	6,000	4
14.	Jammu and Kashmir .. .. .	17,000	3
	Total ..	9,84,000	595



APPENDIX VIII

STATEMENT SHOWING THE VARIOUS FACILITIES GIVEN TO THE SCAVENGERS/SWEEPERS IN THE MUNICIPALITIES/  
LOCAL BODIES BY THE STATE GOVERNMENTS/ADMINISTRATIONS FOR IMPROVING THEIR SERVICE AND  
LIVING CONDITIONS

1	2
of the State/Union Territory	<i>Facilities provided to the scavengers/sweepers in the Municipalities/Local Bodies as intimated by the State Governments or Assistant Commissioners for Scheduled Castes and Scheduled Tribes concerned.</i>
Pradesh	<p>The scavengers'/sweepers' pay in the Telangana area ranges from O. S. Rs. 10-14b to O. S. Rs. 20—25 in Municipalities and in Corporations (Secunderabad and Hyderabad) the pay scale is Rs. 22—1—26 excluding dearness allowance and other allowances which they get as per rules. The whole time and regular employees are entitled to leave and pension benefits as per Hyderabad Civil Service Rules.</p> <p>In Andhra area, the scavengers and sweepers are categorised as contingent staff and are paid according to market rates (which normally range from Rs. 12 to Rs. 15). Besides this, they get dearness allowance. The State Government has reported that financial position of the Municipalities does not permit implementation of the suggestions regarding increase of pay etc. to the Municipal employees.</p>
Pradesh	<p>The Municipalities in this State are non-Government institutions and their employees cannot be treated as Government servants. It is also stated that the financial position of all Municipalities is not the same and equalisation in pay scales is not perhaps possible.</p> <p>However there is a scope for improvement in pay scales and service conditions of Municipal sweepers and the State Government are recommending this to the Municipalities in the State for consideration.</p>
..	<p>Minimum wages of Rs. 20 per month and Rs. 25 per month are paid to scavengers and other sweepers and night soil depot workers and scavengers working on lorries respectively. With effect from the 1st April, 1955, the minimum dearness allowance payable to the last grade Municipal servants working in Municipalities/Corporation of Trivandrum was raised from Rs. 22 to Rs. 25 per mensem. Kerala Government have also sanctioned the payment of revised rate of dearness allowance of Rs. 25 per mensem to the contingent workers under the Municipalities in Malabar area. The additional expenditure in respect of the increased dearness allowance will be met entirely by the Municipalities concerned.</p> <p>The Government of Kerala have increased the privilege leave allowable to the Municipal contingent workers from 15 days to 20 days in a year. Under Government Orders, the Municipal contingent workers are entitled to get half pay and full dearness allowance during the period of sick leave. The maximum accumulation of sick leave is also fixed at 45 days instead of one month so that the workers could avail themselves of leave in emergent cases.</p> <p>Benefits of contributory provident fund as well as gratuity are allowed to be extended to the Municipal contingent workers. The Municipalities in the former Travancore-Cochin area were directed to give effect to the Provident Fund Scheme in respect of the contingent employees. Government have fixed the rate of contribution from the Municipal Councils at a uniform rate of 1 Anna in the Rupee to the Provident Fund account.</p>
mu and Kashmir@	<p>The sweepers and Mashkies (watermen) of Jammu Municipality are paid @ Rs. 33 per month each and sweepers @ Rs. 31 per month each. Their services are considered as part time and thus they are allowed to work privately as well to supplement their income.</p>

@ Information furnished by the Assistant Commissioner for S.C. & S.T. (Northern Region)

Casual leave up to 15 days per year is allowed to the sweepers and the female sweepers are allowed to avail of maternity leave of one month on full pay.

An allowance of Rs. 18 per annum is also granted to each Mashky (Waterman) as Mashk allowance and Rs. 6 per annum to sweepers as broom allowance. Every Sunday is observed as half holiday by all the scavenging staff.

*Municipal Committee, Simla*

Punjab † .. .. The pay scales of the Municipal Scavengers in Simla are governed by the Minimum Wages Act, under which the consolidated salary for each sweeper is fixed at Rs. 60/- per month. The new recruits are paid Rs. 60 per month whereas the old employees are paid Rs. 65 per month.

Leave rules approved by the State Government in respect of Class IV employees of the permanent category are being applied.

General facilities provided to the staff are rent free quarters, yearly provision of summer uniforms, winter clothing after every 3 years, free medical and maternity aid. Washing soap is issued monthly to the members directly handling the night soil and free education is provided to the children of the staff upto the 5th standard.

*Municipal Committee, Amritsar*

The pay scales allowed to the sweepers is Rs. 27—1/2—32 plus usual dearness allowance according to the scale laid down by Government. Regarding service conditions and leave rules, they are governed by the Civil Service Rules applicable to Class IV employees. Pension or gratuity is not given to any employee of this Municipality. There is, however, Contributory Provident Fund and benefit of this fund is also given to the sweepers

They are provided free medical aid on the same scale as given to Government employees. The Municipal Committee maintains a free dispensary for its employees. The sweepers are also provided with one summer uniform, a woollen jersey for winter and a pair of shoes and a turban.

A separate Harijan Colony with one hundred quarters having flush type latrines, bat rooms and open space is provided to some of the employees. The Committee is contemplating to construct another Harijan colony and is looking for suitable site for that purpose.

Rajasthan .. .. During the last 5 years, in almost all the major Municipalities, the pay scales of Harijan employees have been considerably raised and brought at par with the pay scales of Class IV employees of the State and now in order to bring uniformity they have been fixed in accordance with the Minimum Wages Act. Harijans are mostly employed in regular and permanent service of Municipalities.

Gradually other service benefits, e.g., leave etc., are also being extended to Harijan staff of Municipalities.

The question of extending other service benefits, e.g., provident fund etc., are also receiving active consideration of the Government. Pension benefits are not available under the Local Bodies.

With a view to provide them a better standard of living all possible efforts are made to give them better houses (by way of constructing houses under Slum Clearance Scheme or granting loans for construction of houses under Low Income Group Housing Scheme) to arrange for street lighting and common water taps in their localities and to open up adults and children schools, Sanskar Kendras and hostels here and there according to the funds available. The Government also deal with the proposals for allotment of land free of cost or on nominal charges to Harijans for residential purposes very liberally and it is expected that they would take some substantial steps in this direction shortly.

Uttar Pradesh .. .. The increased pay scales recommended by the Kher Committee which was appointed by the State Government to go into the question of improving the service conditions of scavengers and sweepers have been accepted by the State Government of Uttar Pradesh and Municipal Boards were asked to enforce them with effect from October, 1951. The sweepers employed by the local bodies are treated as their permanent servants.

They have also been allowed benefits of Provident Fund. The grant of pension benefits to the sweepers is under the consideration of the State Government.

† Information provided by the Assistant Commissioner for Scheduled Castes and Scheduled Tribes, (Northern Region)

*Municipal Board, Nainital†*

The scavengers/sweepers of Nainital Municipal Board are given proper scales and contribution towards Provident Fund, leave salary, maternity leave, etc. In addition they are also provided with sanitary and hygienic type of houses, free blankets, soaps, etc.

*Municipal Board, Lucknow†*

The sweepers employed by the Lucknow Municipal Board, have been placed in the grade of Rs. 25—1—35 plus usual dearness allowance @ 25% of their pay and Rs. 5 per month as special dearness allowance sanctioned by the Government. They are also paid an allowance of 50 naya paisa per month each in lieu of provision of a quarter.

Sweepers are given 14 days leave, 15 days medical leave and 20 days privilege leave on full pay in a year, besides 15 days' leave on half pay. In addition to this the female sweepers are allowed one months' leave on full pay. Mostly they have been provided with quarters constructed by the Board and efforts are being made to provide the rest also with such quarters.

A sweepers' Welfare fund has also been started which provides a library, reading room night school and a Homeopathic dispensary for the sweepers. Out of this fund sweepers are provided facilities of games and newspapers etc. Music instruments such as Harmonium and Tabla etc., have also been provided to them.

*Municipal Board, Aligarh†*

The scales of pay, service conditions, leave rules and other facilities are being given by the Aligarh Municipality on the basis of "Kher Committee's Report".

The localities inhabited by the sweepers are provided with the facilities like water stand post office, light, drains.

Minicoy and Amindivi Islands .. There are no Municipalities/Local Bodies.

Himachal Pradesh .. .. The grades sanctioned to the scavengers/sweepers in Mandi Municipality are at par with the grades prescribed in Minimum Wages Act. They are being treated as permanent employees of the Committee but are not entitled to contribute to the Provident Fund.

They are given casual leave like other employees. Maternity leave is being given to the female scavengers according to Government rules. They observe half-day on Sundays. In view of the above facilities, Mandi Municipality does not intend to revise their pay scale and leave rules.

Manipur .. .. There is only one Municipality in this Union Territory at Imphal. Pay scale of sweepers, scavengers and Jamadars under this Municipality is similar to the pay scale of corresponding posts under the Manipur Administration which is Rs. 25—1—40. Over and above these, the Municipality gives a special pay of Rs. 6 per month with usual dearness allowance to all Sweepers, Scavengers and Jamadars, and a broom allowance of Re. 1 per month and light allowance of Re. 1 per month to those using brooms and light, respectively for their work.

Leave rules of the Manipur Administration are in force in this Municipality also.

Service conditions are similar to those obtaining under the Manipur Administration. Sweepers/scavengers are entitled to pension and death-cum-retirement gratuity as admissible under the rules of the said Administration. They are appointed as regular public servants and are ordinarily confirmed after probation for one year.

Tripura .. .. There is only one Municipality at Agartala in this Centrally Administered Area. The scavengers are paid at the same rate of pay as is applicable to other Class IV staff such as peons, guards, etc. The rate of pay per month per head varies from Rs. 25 to Rs. 30 in addition to which the following allowances are also paid :—

- (1) Dearness Allowance with Cash Allowance .. .. Rs. 35 per month.
- (2) Compensatory Allowance .. .. Rs. 5 per month.

Thus the total pay with allowances comes to Rs. 65 to Rs. 70 per month each.

They are allowed the benefit of leave as is permissible to other Class IV staff. The female Harijans are allowed maternity leave as per Government rules. Leave rules provide 15 days casual leave in a year, earned leave at 1/22 (one twenty second) of the period spent on duty, sick-leave on medical ground on half pay at the rate of 15 days for each completed year of service and extraordinary leave.

Proposal for constitution of Provident Fund, to give retirement benefit to all Municipal staff including the scavengers, is under consideration of the Administration.

The Harijans and Sweepers are treated as regular Municipal employees and all sorts of benefits permissible to other staff are also extended to them without any discrimination

† Information provided by the Assistant Commissioner for Scheduled Castes and Scheduled Tribes, (Northern Region).

## APPENDIX IX

### Work done for the Removal of Untouchability as intimated by the various Organisations

#### (a) Non-official agencies

##### (i) Harijan Sevak Sangh

The General Secretary, Shri Viyogi Hari, toured extensively in almost all the States during the year to supervise and guide the work.

The Provincial Harijan Sevak Sangh, Maharashtra, arranged a ten days tour for Shri Viyogi Hari from 23rd May to 2nd June, 1957 where he met Shri V.N. Upadhye, President, Maharashtra Harijan Sevak Sangh, Secretary Shri Tongaonkar and other local Harijan workers. At a meeting of the workers he stressed that they should not depend for financial help of the Government or the Gandhi Smarak Nidhi. Even if they withdraw their help they should not stop their work. If they consider Untouchability a sin and slur on Hindu Religion, they should not look up for financial help. He further said that religious reforms do not stop for want of money.

During his tour he inspected various educational institutions, boarding houses and social work centres conducted by the Harijan Sevak Sangh.

At the Vinayak Temple he was pleased to note that Harijans now had free access to it as a result of the Sangh's work, while formerly they could not even pass by the road in front of the temple.

From there he visited Pains, Sholapur, Umaidpur, Satara, Poona and Urlikanchan where he was shown those huts of Mangs about which Gandhiji had said many years ago "Why are they not burnt? Are they fit for human habitation?" Years have passed by but those huts still stand there mocking at our sincerity to better their lot. He also went to Dhulia to address the workers' training camp.

During the second quarter of the year he visited U.P., Vindhya Pradesh, Bihar, Mysore and Madras. In Central U.P. he attended the Provincial Board meeting held at Unnao where the Presidents and Secretaries of the 12 district committees were present. He suggested to them that as in Madhya Bharat, in Central U.P. also they should select an area for intensive work where they could centralise all their energies. The members of the Sangh agreed and selected an area of 25 villages in Fatehpur and started their work.

On 26th August he met Shri Jagjivan Ram and apprised him of the work of the Harijan Sevak Sangh. He also brought to the notice of the Minister the economic and social backwardness of Harijans of the Bundelkhand region.

In September he went to Chhota Nagpur area and inspected Bhaluvasa High School, Dhatkere-Middle School and Thakkar Bapa High School in which 508 students belonging to Harijans and caste Hindus are receiving their education. From there he went to Jamshedpur, Ranchi, Daltonganj, Hazaribagh and Dhanbad and inspected all the centres and institutions run by the Sangh.

At Kahasgarh he told the gathering that the Harijan Sevak Sangh is not a Government body and therefore could not fulfil their demands; nor it has funds enough to take up all their economic problems. It could only redress their grievances by requesting Government and public at large.

During the third quarter of the year he toured in Gujarat, Saurashtra and Kutch and visited Ahmedabad, Nowgaon, Kheda, Mehmabad, Nadiad, Borivavis, Baroda, Sokhda, Lunawada, Kotamba, Dohad, Katvara, Halol, Jesawada, Jamnagar, Anjar, Bhuj, etc.

Nowgaon a village from which Untouchability has been removed completely and was awarded a prize of Rs. 1,000 by the Bombay Government was also visited. In village Kheda he inspected Harijan Kanya Chhatravas and took Harijans to the famous Hanuman Mandir and had *darshan* along with Harijans. At village Mehmabad he participated in the programme of Harijan Week organized by the Bombay Government. 28 Harijan families took part in the function. Prizes were distributed by him to those Harijans who kept their houses clean and tidy. He also visited the Harijan *bastis* in the town and the houses constructed by Baroda Municipality for sweepers.

At some of these places he met Government officials and discussed with them about the Harijan work and how to improve the same.

In Saurashtra he found that almost all important temples have been thrown open to Harijans during the Chief Ministership of Shri U. N. Dhebar.

During the last quarter of the year he toured in Bihar, U.P. West, Punjab, Bengal, U.P. Central and Madhya Pradesh which included many towns and villages.

Besides his propaganda and inspection of various Harijan institutions and centres run by the Sangh, he made a survey of Harijan *bastis* and many villages of Madhya Bharat to determine the number of Harijan families residing in each, their social and economic conditions, number of Harijan children attending schools, amenities they were provided and also amenities they were denied.

In many places he led Harijans to draw water from public wells and into temples. He also addressed workers training camps and advised them to carry on the work with greater energy and enthusiasm.

#### *Work in the States.*

#### **Andhra**

Untouchability Removal Work in this State was carried under the guidance of Swami Sita Ramji who along with his band of workers toured the area and exhorted the Savarnas to throw open temples, wells, hotels, and other public places to Harijans. Special feature of this year's work was an extensive tour by Shri Kannu Gandhi of the All India Sarvodaya Committee for the eradication of Untouchability.

The party covered 1,352 miles through the eight districts of Cuddapah, Kurnool, Anantpur, Chittoor, Nellore, Guntur, West Godavari and East Godavari. The tour proved not only an extraordinary success but raised great interest in the minds of the general public, specially the caste Hindus.

The great and commendable work during this tour was about the temple entry of Harijans in many famous temples of Andhra Pradesh such as Tirupathi, Outimitta, Vijayawada, Durga Temple, Annavaram Satyanarayana Swami temple, etc. Besides joint prayers were conducted in various other temples. The workers of the Sangh also secured temple entry at Pithapuram and Wingadya, East Godavari and Chanavaram.

On 30th August Harijan Welfare Day was celebrated successfully in Midapadu and community dinner at a Savarna Hindu house.

The problem of opening of wells, and securing the services of dhobies and barbers was also tackled with success. Nine Coffee-houses were also got opened to Harijans.

Humanitarian aspect of life was also not lost sight of and our workers took 12 lepers for admission to Kesarapalli Hospital; 5 were admitted and rest were given medical advice.

#### **Assam**

The work was carried on through the able guidance of Shri Debeswar Sarmah with a band of workers. For convenience and efficient work and supervision the State was divided into four zones with a zonal organiser to look after the work of each zone. 15 district committees have been functioning.

The Sangh has been taking keen interest in removing the social evils particularly as Untouchability is not so rigid here as it is in other parts of the country.

An exhibition was organised during the Congress Session where pictures and posters showing the gradual removal of untouchability from the Hindu Society from the Vedic Age upto the present were exhibited. Other pictures were also put up there which threw light on the work done in the various provinces regarding the removal of untouchability and opening of temples and 'Satra' (religious centres to Harijans). Untouchability removal literature was also freely distributed both in Hindi and Assamese.

Legal aid was also given and grievances of Harijans redressed wherever they were ill treated.

#### **Bengal**

The Sangh carried out its propaganda work as usual with the help of 3 pracharaks and 4 Municipal Sevaks but the special feature of this year was that the sevaks went round Calcutta and its suburbs enquiring into the grievances of Harijans who had come from East Pakistan. A district-wise investigation of the number of Harijans migrated was also made and their grievances were got removed by approaching

the officials. In this connection one of the Sevak even went to East Pakistan and encouraged Harijans to live there. Another important work was the rehabilitation of Sabar families. Two bunds up and across a vast slope extending over an area of 2,000 sq. feet under their possession were constructed. In addition, construction of houses was also taken up for the Sabar families.

The Government was so pleased with the Sangh's rehabilitation work that it entrusted Sangh with the rehabilitation of 15 more Harijan families. The Sangh reclaimed some land for these families which was waste and barren, constructed 15 houses for them with shramdan. Another group of 26 families was also rehabilitated.

But with all our best efforts to rehabilitate the Sabars the Police are still harassing the poor Sabars (Ex-Criminal Tribes). Often the Sangh has to arrange for the legal defence of those who are wrongly implicated by caste Hindus or the police. In a number of cases the Sangh has been successful in exposing the police and Savarnas and getting the wrongly accused Sabars acquitted.

Work is also carried on in sweeper bastis by our sweeper Sevaks. Students are taught regularly and the evening classes are held for adults. Attention was also paid for weaning them from bad habits of gambling and drinking etc. among the sweepers and as a result of our propanganda work these bad habits have decreased to a marked extent.

The famous temple of Krishna Nagar has been thrown open to Harijans. In certain parts such as Bolpur the prachar work of the Sangh was so successful that Harijans can now have free access to Tea stalls and restaurants.

### **Bihar**

Shri Badrinath Varma, President and Shri N. N. Sinha, Secretary, Harijan Sevak Sangh directed the work of the Bihar Branch with the help of 3 Sevaks.

This branch of the Sangh has in addition 2 organisers and nineteen Sevaks working in the 12 districts on behalf of the State Government.

The Bihar Harijan Sevak Sangh concentrated its activities on propanganda for the opening of wells, temples, hotels, restaurants in addition to the maintenance of Credit Co-operative Societies, Pathshalas, Schools, Hostels, Sanskar Kendras and holding of social festivals and inter-caste dinners. It also held shivirs for training Sevaks for the removal of Untouchability work. To make such shivirs more interesting and informative exhibitions were also held at some places.

The Sangh maintained 17 district committees which looked after the work in their own districts. The pracharaks besides looking to the real untouchability removal work did not lose sight of the general cleanliness and sanitation of Harijan bastis. They cleaned bastis, gave bath to Harijan children and got them admitted to schools.

In the twelve districts the Sangh maintained social welfare centres through which Harijans were made literate and given vocational training such as spinning and knitting, etc.

The workers toured extensively and were able to secure open 250 wells, 134 temples and quite a large number of hotels and restaurants. The services of barbers and dhobis were also secured for the Harijans.

### **North East Maharashtra**

Formerly we had two separate branches working; one in Berar and another in C.P. Marathi. Since the reorganisation of the States the Sangh has brought both the branches under Shri R. A. Belsare. The chief activities have been the removal of social and religious disabilities of the Harijans. As a result of the efforts of the workers temples were thrown open to Harijans at Neurwada, Tekadi, Whitpur, Khadak, Bhothali, Thana, Kaleshwara, Karjgaon, Atimgaon, Sanegaon, and Kasar Kher and wells were thrown open at Mogra, Pulai, Bopapur, Jhara and Taakarvera.

The three sevaks toured extensively and held meetings, sammelans, Satya Narain Katha and inter-caste dinners with one great aim of the removal of untouchability.

Quarrels between neo-Harijan converts to Buddhism and Hindu Harijans took place at Harijanghat but the Taluka Harijan Sevak Sangh committee was successful in bringing about reconciliation between the parties.

Barbers were also induced to serve Harijans in a number of places. Hotels at Kirmoly and Mendha were also thrown open to Harijans. A number of meetings and conferences were also held.

### Karnatak

President Shri G. G. Karkhanis supervised and guided the Untouchability Removal Work in Karnataka Pradesh. There were 9 pracharakas working under the provincial branch ; out of these 9, 8 were working on behalf of the State, part of the year and afterwards all of them worked on behalf of the Central Office, Delhi. Three out of nine conducted work for the Ex-Criminal Tribes while six for the removal of Untouchability.

In Bijapur proper almost all hair-cutting saloons and hotels have been thrown open to Harijans as a result of the efforts of Harijan Sevak Sangh. In Belgaum, Dharwar, and Mudhol Taluka which consists of 70 villages all the wells and temples are open to Harijans but the barbers do not serve the Harijans. In Taddewadi village where the Sangh's efforts have borne fruit in as much that here untouchability has been uprooted totally and the Government was pleased to reward the village and awarded Rs. 1,000 for complete eradication of untouchability.

The President of the Provincial Branch toured constantly and was able to achieve good result. The district Harijan Sevak Sangh of Bijapur conducts 2 hostels for Backward Class students—one for boys and other for girls. It also conducts a Rescue Home, where the number of girls was 60.

In order to make them better citizens girls residing in Rescue Home are given training and taught tailoring, sewing and such other crafts. The Sangh has started A.C.C. and N.C.C. courses also for the inmates of the Hostels and Rescue Home.

A conference of social workers was held at Belgaum to give fillip to the removal of untouchability work. Many Government officials including the Chief Minister of Mysore attended the same.

### Mysore

The Mysore Branch of the Harijan Sevak Sangh continued its activities for the removal of Untouchability under the Presidentship of Shri T. Siddalingaiah and its Secretary with 3 pracharaks paid by the Centre exclusively and two Municipal Welfare Workers paid partly by the Centre and partly by the Provincial State.

In addition to propoganda for the Removal of Untouchability they looked into social, economic and general uplift work of the Harijans. They secured the services of barbers, got opened temples and hotels to Harijans. A Harijan widow of Srirampuram Harijan Colony who was without any means of livelihood with young children was secured work. Prachar was carried on in Harijan bastis to give up the bad habits of drinking, gambling and carrion eating. Regular cleaning programme of the bastis was also undertaken so as to inculcate clean habit and sanitation.

A Bhajan party was also organised at Srirampuram sweeper colony for the benefit of local Harijans.

Cases of infringement of the Untouchability Offences Act were reported to the police as under :—

1. In village Koralur a Harijan woman was fined for giving water to a Savarna Hindu for washing hands. On representation necessary action was taken by the police.
2. A land dispute was amicably settled by our worker without going to Court.
3. At village Hosur, Ramnagar Taluk Harijan students were seen seated outside the school. The teacher was warned and the matter was also reported to the D.E.O.
4. At Velahanka village a hotel keeper was reported to the police for differential treatment towards Harijans.
5. At Melur, Chamapatna taluka there was a general tension between Harijans and Savarnas over the acquisition of land. The Local-self Government Minister was contacted who assured immediate help.
6. A Harijan of Apekal was beaten by a Savarna Hindu for mixing with caste Hindus. It was reported to the police and the case is still pending before a First Class Magistrate.

### Rajasthan

Rajasthan branch of the Harijan Sevak Sangh continued its work for the Removal of Untouchability and upliftment of Harijans under the guidance of Shri Bhagirath Kanoria as its President.

The Provincial Office conducted its activities through its District committees and has eleven pracharakas out of whom 3 are paid by the Central Office.

The branch organised an exhibition of posters, pictures, charts, etc. illustrating the removal of Untouchability at the Shravani festival. Construction of a Prarthna Mandir was started at Jodhpur.

Employment was secured for nine sweepers in the Jodhpur Municipality and for three in the Railway Department. Social amenities were also secured for sweepers from the Municipality. 23 Harijans were got employed as gardeners.

Besides Untouchability removal work our workers usually helped Harijans in other social and economic problems as well.

According to the latest increase of Rs. 5/- given by the Union Government to its Class IV employees, the same increase was secured for Harijans employed in the Jodhpur Municipality also. A piece of land was secured for Harijans in Tehsil Begun to build their houses.

On Vinoba Jayanti Shri Char Bhujji's temple was thrown open to Harijans for which the Sevaks had been preparing the ground for long.

At Mavli arrangement for light was made in two Harijan colonies. Two hotels and two hair cutting saloons were also secured open to Harijans in the same locality. This was the first time that such a social change had taken place in this part of Udaipur. One Historical Jain temple was thrown open at the same place. Separate tubes which were kept for Harijans at Pyaos in Tripoliya Bazar, Ramganj and Chandoli Bazar were got removed with the help of Deputy Superintendent of Police. Five hotels one at Jaipur, three at Jagore and one at Kotah and a number of them at Sawai Madhopur, were opened to Harijans.

At Sawai Madhopur barber shops were got opened to Harijans besides a number of wells. Inter-caste dinner was also organised. Complaints were filed in a number of cases against barbers for not serving Harijans. Free land was obtained for Harijans from the President of the Jaipur Municipality within the four walls of the city for building their houses. One full day off in a week was also secured for sweepers of that Municipality.

A report had to be lodged with the police against one Ram Rakha who refused to remove tubes from the Pyao in spite of repeated requests.

### Tamil Nad

During the year under report Shri L. N. Gopaldaswamy continued to be the President and guided the work of the Removal of Untouchability with 10 Sevaks paid by the Centre.

Propaganda work assumed greater proportion this year. With the help of the Central Harijan Sevak Sangh and the State Government the branch was able to do good work during the year. The propaganda van toured quite a large number of villages in the districts and took the Untouchability removal message far in the interior. Equipped with the latest instruments the van was able to show to the villagers films of value both from the point of view of Removal of Untouchability and also regarding general health, hygiene and educational advancement. The Sevaks toured about 900 miles and secured open 23 wells, 16 temples, 23 hotels and 17 barber shops to Harijans.

At Amanakanvilai, Kottaram, Kakarampothai, Rendady colony and Panamugai quarrels and disputes between Harijans and Savarnas, over one issue or the other were amicably settled by the Sangh's workers, without going to Court. Tea shops were thrown open to Harijans at Panganoor, Kavampur, Mupparuvetti and Anandalai.

Temple entry was also secured to Gramadevatai temple Pali and at Waljapet. The workers were able to persuade the village barbers at Kodali and Pulwalam to give hair-cut and shave to Harijans.

Besides inter-caste dinners were also organised. Arrangements were made for training two Harijan boys in tailoring under an expert tailor and a loan of Rs. 300 was raised returnable in instalments for purchasing a sewing machine for the boys.

The Sevaks visited about 246 villages during the period under report and everywhere they exhorted Harijans to keep clean and send their children to schools, cultivate good manners and abandon the bad habits of gambling and drinking.

They also looked into the various problems of Harijans such as drinking water supply, repairs of temples, roads etc. They helped Harijan students in getting their stipends which were withheld.

Healthy results of the prachar and propaganda work of the Harijan Sevak Sangh were also seen at some places. At Perumaergai and Sitheri the Sevaks saw that at the labour school caste Hindus and Harijans dined together without any hesitation whatsoever.



At Nagercoil Ghugancsery a social welfare centre was opened with the help of Backward communities Welfare Department.

A grant of Rs. 285/ per family was made to 421 families for the purchase of bullocks, agricultural implements and seeds.

#### *Ramanathapuram trouble*

We received reports from our workers in the end of July, 1957 that there was tension in that area after the bye-election held on the 1st July, 1957, with cuttings of the Adjournment motion in the Madras Assembly. The adjournment motion was disallowed on the Home Minister's assurance that there was proper maintenance of Law and Order in that area and there was no need for apprehension on that score. However, riots broke out early in September, 1957.

The General Secretary and the Working Secretary with four local workers of the Sangh visited the riot affected area. They could visit only 22 villages in the three Talukas of Arupukkothai, Mudukulathur and Paramakudi of District Ramanathapuram affected by riots, arson, loot and murder in addition to the town of Paramakudi where Shri Emmanuel Sekaran was murdered. They contacted the villagers both Harijans and caste Hindus and took down their version of the attacks and had them checked from the caste Hindus.

According to Madras Government about 122 villages were affected in which about 2,730 Harijan houses and about 100 Marava houses were burnt. Out of the 22 villages visited by them there was arson in 20 and loot in 21 villages and the number of Harijan houses burnt was 701 out of 1,022 and that of Maravas 109 out of 655. No doubt retaliation against the Maravas took place only in a few places. In the 22 villages out of a total of 3,065 houses, 1,022 *i.e.* one third belonged to Pallas and out of these 701 were burnt *i.e.* about 75%. The other Harijans *i.e.* Parayas, Chikkaliars, Kuravas etc. had lost only 22 houses out of 279 *i.e.* less than 8% and this may be accidental as a few houses of other caste Hindus too had been destroyed. Houses of other Harijans had been touched only in two villages out of the 22. Thus the trouble was between Maravas and Pallars who happen to be Harijans also.

The Central Office of the Sangh has stationed four workers in the affected area each in charge of about 20 villages with a view to bring about cordial relations between the Maravas and Pallars.

It has also sent a small sum of Rs. 2000 (Two thousand only) to be given as aid in every needy cases irrespective of caste. Conferences and meetings were also held in that area with a view to bring about better relations between the different communities. There is no tension now.

#### **Hyderabad**

The work for the removal of untouchability was conducted under the guidance of Shri Kashinath Rao Vaidya, President Harijan Sevak Sangh, Hyderabad and the Secretary, Shri M. B. Gautam and one Sevak.

One poorman's dispensary, a number of night adult schools, a day school for children of Lower Primary Classes in different localities were conducted.

Under the Untouchability Removal Scheme the Sangh conducted vigorous propaganda in the area and was successful in getting open wells, temples, restaurants and barber shops.

Though Harijan children are not freely admitted to schools in villages yet it was observed that the rigidity was slowly breaking as a result of the work of the Harijan Sevak Sangh. Cases were filed where Harijans were not allowed into restaurants or temples.

#### **Gujarat**

Gujarat is composed of two other States, *i. e.*, Kutch and Saurashtra. Work is being conducted under the Presidentship of Shri P. L. Majumdar. The Anti-Untouchability campaign and the uplift of the Backward Classes have secured special significance in Gujarat.

Bhangis in Saurashtra are the untouchables amongst untouchables and the Sangh has been working incessantly for their benefit. The Sangh took special note of the recommendations of the special committee appointed some years back and was keen to see that the same was implemented to the advantage of Harijans of this class.

As Bhangis are prone to live beyond their means even by taking loans at exorbitant rates of interest, Harijan Sevak Sangh tried to form co-operative societies in various places which could help them in their hour of need. Their housing condition was also deplorable and Sangh has made a headway in this direction also.

### U. P. Central

The work was carried on under Dewan Shatrughan Singh, President and Shri Chandrabhan Vidyarthi as Secretary assisted by three sevaks working under the Central Government Scheme who toured about 720 villages carrying on prachar work for the eradication of Untouchability.

After sustained efforts the workers were able to secure fifteen hotels, 20 public wells and 5 temples thrown open to Harijans. 650 bighas of land was also got as Bhoodan gift and distributed among Harijan families.

The Unnao branch of the Sangh was able to secure employment to four Harijans and house sites to five Harijan families. At Thakkar Bapa Harijan Vidyalaya 113 students were on the roll comprising of all castes and they were given free education.

A hospital and library was also run by the same institution where about 750 patients were given free treatment. Milk and ghee were distributed to weak and pregnant Harijan women.

### U. P. East

Due to the sad demise of Shri Baba Raghavdas who continued to be the President of the Harijan Sevak Sangh, the branch sustained a heavy loss. However work continued under Shri K. D. Upadhyaya, Secretary, Harijan Sevak Sangh with three workers.

The main feature was the opening of Kashi Vishwanath temple to Harijans which was achieved after years of struggle. At Dhorighat a Ravidas temple was built by the Harijans with their own contribution. At Kavir Chaura, Harijans were entertained to tea at a Savarna tea-stall. Police help had to be requisitioned to prevent any untoward incident from other orthodox element. A temple was got opened to Harijans at Ballia. At Dasashwamedhghat when Harijans were taken to a temple the local sanatani ladies did not allow them to enter. The matter was reported to police and consequently 27 persons were arrested, convicted and sentenced to an imprisonment of 15 days and fine of Rs. 55.

A public well was thrown open to Harijans at Kalhat and Ravi Das Jayanti was celebrated at Kamal Sagar where caste Hindus participated not only in the celebration but also in the joint dinner party.

A meeting for the removal of Untouchability was held at Aktha Moraya by Savarna Hindus and they on their own accord threw open a public well to Harijans which was hitherto closed to them.

A hotel keeper was challaned for not serving tea to a Harijan (sweeper) in a cup.

At Hafizpur and Karma village 6 1/2 bighas of land secured as Bhoodan gift was distributed amongst Harijan families. Landless Harijans were given spinning wheels by caste Hindus on the request of the worker there.

Cholera had spread at Bagh Kanhyalal Harijan Colony where the worker of the Sangh met health officer and got them inoculated against the epidemic.

A shivir was held at Kopaganj where Savarna Hindus joined the inter-caste dinner arranged there.

To relieve poor Harijans of financial difficulties 8 acres of land was distributed between 11 families at villages Madina, Paku Khurd, Manikpur and Bhatoli.

### U. P. West

This branch of the Harijan Sevak Sangh carried out its work in the seventeen districts under its jurisdiction under the presidentship of Prof. Ram Saran, M. P. and seven sevaks.

In some districts even Tehsil and Mandal Committees were started.

The main activities were the removal of untouchability by propaganda and getting open temples' wells, hotels, restaurants, barber-shops and other public places which have been hitherto closed to Harijans.

While there has been quite a good response in the admission of Harijans to temples in other parts of India, Tehri-Garhwal was lagging behind. The two famous temples of All India Fame, Gangotri and Yamnotri were closed to Harijans. So a programme was chalked out by the U. P. West Harijan Sevak Sangh and accordingly full preparations and prachar work was started right from January, 1957. An appeal by the leaders of Garhwal exhorting the caste Hindus to allow Harijans to worship in these temples was also issued. A batch of 10 members which included the Secretary, District Harijan Sevak Sangh, Supervisor Harijan Welfare Board, U. P., the Harijan Sevak and six students of Thakkar

Bapa Boarding house, Tehri, went on foot carrying on *prachar* for the removal of Untouchability along the villages on the way. On their way many more joined them. On reaching Yamnotri the party had to face some opposition of the Pujaris but ultimately they succeeded and offered prayers in the temple with the consent of the Pujaris. Another famous temple to which admission was secured was Gangotri.

An Untouchability Removal Shivar was held at Uttar Kashi in which Government officials and social workers participated.

In village Dhangaon a well was thrown open to Harijans with the efforts of the Harijan Sevak Sangh's workers.

A Prarthna Mandir constructed by the Sangh was inaugurated by Shri B. N. Datar, Minister in the Ministry of Home Affairs at Rishikesh.

A few Harijans of Tehsil Bagpat, village Hisavada, District Meerut were unnecessarily molested by the Jats of the locality and a Harijan boy was also wrongly implicated in a case of theft. A worker was sent from the Head Office who after investigation got the matter settled with the help of the local Savarnas.

Besides the workers helped flood affected Harijans of Baryar Garh in getting Rs. 500 from the Collector and Development Officer.

A committee was also formed for starting a co-operative industrial centre. A sum of Rs. 5,000 was collected by the workers from people there and put at the disposal of the above committee.

Both Harijans and Savarnas mixed freely at the exhibition held at Uttar Kashi and this was achieved by the efforts of the Harijan Sevak Sangh. An inter-caste dinner was also organised in which about 500 Harijans and Savarnas participated.

A drinking water well was thrown open to Harijans at village Khoot Khera, Rampur.

## Kerala

This branch continued its activities under the President and Secretary of the provincial branch with the assistance of six Sevaks.

As usual the Sangh conducted propaganda for the removal of social and religious disabilities of Harijans. 16 Melas, Meetings and Conferences organised by the Sangh were addressed by the Ministers, Officials and the Provincial Secretary and in addition to this several propaganda meetings were organised by the Sevaks at Cochin, Trivandrum, Cherukunu, Wynad etc.

Two pamphlets were translated, published and distributed this year by this branch in addition to those received from the Central Office which were also distributed widely.

Eighteen families were helped to build houses on the plots allotted to them in Nediyrup Colony, Agricultural seeds and implements for cultivation were also given to other people, and a bund was built in the colony.

During the year eighteen cases including temple entry, barbers, restaurants and hotels were reported to the police. Of these six were decided in favour of Harijans with conviction and fines ranging from Rs. 10 to 25 while 12 are still pending.

## Madhya Bharat

The Untouchability removal work was guided successfully by Shri K. V. Datey, assisted by Shri Shankarlal Joshi and a band of workers. This branch had 7 workers working for the cause under the Central Government Scheme for the removal of Untouchability in addition to 24 workers under the State Scheme.

Shri K. V. Datey, General Secretary, Madhya Bharat Harijan Sevak Sangh toured continuously through Indore, Bhopal, Dewas, Lashkar, Gohad, Ujjain, Rewa, Satna, Udmana, Baranagar, Mahidpur, Khachord, Tarana and Dhar. He also visited nine villages in Bhind on foot and in bullock cart. Besides many more villages were visited in other transports and acquainted himself with the work done by the Sangh and its workers.

The pracharaks went round villages trying to bring the caste ridden caste Hindus closer to Harijans by organising frequent meetings, melas and by taking Harijans to temple, drawing of water from common wells, by arranging inter-caste dinners, etc. This branch of the Sangh held 10 conferences for the removal of Untouchability at Bahadurpur, Singhpur, Badra Sakola, Shahpur Bhittoni, Sarsed, Khora, Seedhi,

Bara Gaon, Jayonthar, and Harpalpur during the second half of the year under report. Eight such big Sammelans were held at Gorandya, Devgarh, Morena, Digaon, Baroda, Hathras, Kirthal and Lekore and were presided over by eminent personalities, who advocated removal of Untouchability out right.

The workers were able to secure open 168 temples, 132 wells and tanks and 34 hotels. 35 barbers were persuaded to serve Harijans. They were also successful in getting Harijan ladies to wear ornaments which right was denied to them hitherto. 10 concrete cases were reported for infringement of the Untouchability Offences Act. Besides their efforts also enabled Harijans to ride on horse back during marriage.

Through constant efforts the Sangh has been able to achieve the cherished goal of getting a restaurant run by a Harijan during a local Navgrah Festival at Khargaon which was patronised by all castes without any hesitation.

Besides carrying on propaganda by contacting caste Hindus, holding sammelans and conferences, exhibitions were also held depicting the removal of Untouchability through illustrated posters and charts. This attracted even orthodox Sadhus and Sanyasis assembled at the Solar Eclipse at Ujjain.

Inter-caste dinners were also organised which were very helpful in the removal of untouchability. Two of these dinners, one at Sheopur and another at Khareli attracted 2,000 and 1,500 men and women of all castes respectively.

The construction work of wells was started with the efforts of Harijan Sevak Sangh at villages Dongarpur, Barvan, Achola and Koripura. At Dhibipura, two thousand rupees were collected by the Sevaks from the local public for the construction of wells as there was acute shortage of drinking water.

Night and Day-schools were conducted by the Sangh at villages Raghunathpura, Chamarpura and Frara Raghunathpur where there were no schools for Harijans.

Cholera had broken out at Khargaon for which a Seva Dal was organised and the Dal participated in serving Cholera patients and conducting daily general cleanliness of the Mohallas. Landless Harijans were secured land for cultivation and thus earn their livelihood. The workers of the Sangh were able to rescue 200 Harijans from the "Mahidari" custom at Sabalgarh, Sheopur, Bijapur and other villages North of Madhya Bharat.

*Police cases.*—(i) At Jagoti, District Ujjain the owner of a hotel with his wife came out to beat the Harijans when they sought admission to their hotel. The matter was reported to the police and when they gave a written apology and threw open the hotel the case was withdrawn.

(ii) In villages Mahruli, District Morena when the Savarnas obstructed entrance of Harijans to a local temple the matter had to be reported to the police.

(iii) At Shayampur village the case was lodged with the police when villagers objected to Harijans drawing water from the public well.

(iv) In village Tillipur a Harijan went to take bath at a public well but he was not only disallowed by the Savarna ladies but his pitchers were also broken. They and their men were requested to behave themselves but as they did not agree the matter was reported to the police and a case filed in the local Court. Two cases one for the refusal of Savarnas to let Harijans to enter a temple at Untwas and another case of Harijans and Savarnas falling out over Harijans bathing at a public well were lodged with the police and later compromised amicably.

(v) Hotel proprietors at Dhamnand and Sundrel village were fined Rs. 25/- each for refusing to serve tea to Harijans.

(vi) An incident occurred in Tehsil Sabargarh on Harijans taking out a marriage party with band when they were disallowed by Savarnas. The Harijans refused to budge. Taking this as an insult the Savarnas attacked the bridegroom and his mother. Seeing the matter getting out of control the matter was reported to the police who advised Savarnas not to behave in that way, but they were also attacked and two police men were injured. At last Deputy inspector of police himself went to the place of occurrence and arrested 15 Savarna Hindus under the Untouchability (Offences) Act and also charged them for attacking Government servants.

Most outstanding feature was that on Raksha Bandhan sweeper girls tied 'Rakhi' to their Savarna brothers. This shows the healthy change which Harijan Sevak Sangh's efforts have been able to achieve.

Films on the removal of Untouchability were also exhibited at Barnagar, Baleri, Dhangwara and Udaipur Mohalla in Indore.

## Himachal Pradesh

The President Harijan Sevak Sangh Himachal Pradesh undertook a tour to Chini, Kinnar, Chamba, Mandi etc. There is a marked improvement, due to the work of Harijan Sevak Sangh since 1950.

In spite of the Untouchability (Offences) Act, still, Harijans are not allowed to enter some temples which are controlled by the Government. Even with all these difficulties the workers of Harijan Sevak Sangh were able to get 24 temples, 27 wells, 4 tanks and 50 hotels opened to Harijans. Besides 30 inter-caste dinners were also arranged.

At the request of the Sangh the Himachal Government constructed 15 pucca houses for Barads but even these houses do not conform to hygienic principles.

Between Rampur and Sarhan three hotels just on the roadside were opened to Harijans.

Sarhan's Bhim Kali temple, the biggest temple in Himachal Pradesh which was not open even to Savarna ladies, not to speak of Harijans, was secured open for Harijans after continuous efforts of the Sangh. On June 4, 1957 both Harijans and Savarna ladies gained entrance to this famous temple and offered prayers jointly sitting on the same carpet. The happy feature of this episode, was that after prayers 'Prasad' was distributed by a Harijan which was accepted by Savarna as well.

The workers undertook extensive tours of this region holding meetings, contacting Savarnas and persuading them to give up the bad practice which had not only brought a bad name to India but also weakened it considerably.

The long persisting drinking-water problem of the Bard Basti of Salogara was after all solved through the constant efforts of the Sangh. About 2,200 feet of pipeline was laid and four taps have been fitted at different places in the Bard Basti. Besides Savarnas were requested to throw open wells to which they agreed at many places but at the same time some still hesitate to take this bold step. Four drinking water tanks were thrown open at village Apulka and Chhoe (Chamba).

One restaurant keeper at Chamba did not allow Harijans to take their tea at his stall. Our worker approached him but he did not yield to his advice. The matter was, therefore, reported to Collector Chamba and the case is still pending in his Court.

After long persuasion and efforts a temple which was constructed by a Brahmin at Akyon was opened to Harijans. Here too the Pujari and others offered resistance first but yielded after they were told that they were not moving with the changed times.

Rs. 1,000 was secured from the Deputy Commissioner, Kusumpatti as aid for the Harijan Sevak Sangh. Bawri festival was arranged for the Untouchability removal propaganda where the special feature was that a 'Pyao' was run by a Harijan and everybody took water from there which helped the cause to a great extent.

With the efforts of the Sangh Harijans entered seven hotels at Chaura, Kagonner, Nachar, Vangtu and Urni. 10 diggys were also thrown open to Harijans. Another effect of the prachar is that Harijans are fast giving up the bad practice of eating carrion.

At Rampur Bushahr Harijans now can freely visit hotels, restaurants and barber shops. Through the efforts of the Sangh they can now draw water from public tanks. At villages Talerah Savarnas and Harijans drew water from the same common tank.

## Punjab

Last year it was reported that Chamars and Bhangis did not mix together but this year's reports are quite encouraging. Continuous prachar and propaganda work of the Sangh is gradually bringing both these communities together and it was reported that Chamars had joined the marriage ceremony of a Bhangi and in another case they smoked from the same hubble bubble.

Cases of discrimination were noted at some schools but were amicably settled by the workers after meeting the authorities concerned. However at village Soord police help had to be requisitioned in a case where Harijans were not allowed to draw water from a public well. The case was settled mutually that Harijans could take water from any tap when Savarnas are not using them but would use their own tap if caste Hindus are using theirs.

In village Jhoomiavali barbers refused to serve Harijans but on persuasion yielded and gave hair-cut to four Harijan boys. Another notable feature was that Savarnas dined at a marriage party given by a Harijan on the marriage of his son at village Rodyavali.

15 acres of land was secured by the Sangh workers from the Welfare Officer, Rohtak and distributed to three Harijan families, 5 acres each.

One Harijan who was wrongly implicated in a case at Malerkotla was got released by our Sevak.

### **Vindhya Pradesh**

In Vindhya Pradesh our workers continued their work under the guidance of Shri Chaturbhuj Pathak, the President.

Joint meetings of Savarnas and Harijans were held in villages where the caste Hindus were advised to give up the old notion of Untouchability.

Adivasi students residing in Rewa Harijan Boarding House were granted scholarships for eight months by the Government instead of 10 months. The authorities were approached by our worker and sanction of scholarships for ten months was obtained. Help was also secured for Adivasi students who were stranded after their Matric Examination at the hostel.

The local Hotel keepers at Tikamgarh did not allow Harijans into their hotels. When Nathu Ram a local Harijan along with his friends went to Mitra Hotel he was beaten and had to be removed to hospital where he was under treatment for some time. The matter was reported to the Deputy Collector and Kotwal who started investigation. The hotel has since been thrown open to Harijans.

In village Paira, Harijans were not allowed by a Thakur landlord to cultivate their land. The Sevak approached the Thakur and requested him not to be so unfair to the poor Harijans to which he acceded and allowed them to cultivate their land. There was another report of a money lender who refused to accept the loan money from the Harijans when they wanted to return the amount as he wanted them to work for him free. Our worker went to him and returned the amount and thus freed them from his clutches.

Wells were thrown open to Harijans at villages Mehangi, Kornav and Vihora through the efforts of the worker of the Sangh. As a result of the prachar and propaganda work of the Harijan Sevak Sangh, the President of the village panchayat a Brahmin by caste part-took light refreshment along with other Savarnas served by Harijans. Another courtesy return was also reported when Shri Ram Avtar a local caste Hindu sweetmeat seller gave a tea-party to Harijans.

Entry into Bihariji's temple situated in village Maharajpur Kusma, District Chhatarpur was secured with the help of Sub-Inspector Police, Maharajpur. About 100 Harijans along with Savarna ladies and gentlemen interested in the removal of Untouchability had darshan of the deity. The Pujari distributed *Prasad* to the devotees.

Some Savarna residents of village Kusma, District Chhatarpur had taken a forcible possession of Harijans' land and prevented them from cultivation. A case was filed in the Court which was decided in favour of Harijans.

### *Printing and Publicity*

During the year 3,00,000 posters in multi-colours of nine different themes were got printed and distributed to the various branches throughout the country. Out of these posters part of them were printed without Hindi headings so that appropriate quotations could be given in the provincial languages. They were got printed with appropriate headings and distributed.

Eight different pamphlets, six in Hindi and two in English were also got printed, 20,000 copies each for distribution all over the country.

Some of these pamphlets have been translated in the regional languages such as Tamil, Telugu, Malayalam, Assamese and Bengali; and for them also the printing charges etc. were paid by the Central Office.

6,000 Calendars carrying an appropriate painting of Vinobaji and other eminent leaders of our country with their views on Untouchability was got printed and distributed. The date pad carried the English dates with the Saka Samvat side by side thus giving wide publicity to the Saka Samvat.

Pictures of National leaders like Vinobaji, Bapu, Bapa were also got printed in multi-colours and circulated.

### *Propaganda Vans*

During the year we had four cinema vans fully equipped with projectors, tape recorders, record players and loud speakers,

Of these one was stationed with headquarters at Madras for the three States of Madras, Andhra and Kerala. The second with headquarters at Ahmedabad carried on propaganda work in Gujarat, Saurashtra and Kutch. The third one with headquarters at Delhi did propaganda work in the whole of U. P., Punjab and Delhi. The fourth van equipped during the year meant for the hilly areas of U.P., Punjab and Himachal Pradesh has been carrying on propaganda in these hilly areas. These vans are stocked with films not only on Untouchability but also on health and hygiene, Second Five Year Plan and other Government documentaries and films on Bapu and Chacha Nehru. They have also records on Bhajans and Kirtans.

In addition to these the State branches of Bihar, Mysore, Madhya Pradesh and Rajasthan have also been supplied with mobile cinema vans by the State Governments and they are carrying on propaganda with some films supplied by the Central Office. These film shows and propaganda are having very good effect among the villagers who are mostly ignorant and orthodoxical.

#### *Shivirs, Conferences and Mela Meetings*

About 73 Shivirs, Conferences and Mela Meetings were held throughout the country by the various branches of the Harijan Sevak Sangh. Many of these conferences were addressed by Ministers of the Central and State Governments and National leaders. The Savarna and Harijans attended these conferences in large numbers. At many of these meetings the Savarna admitted their mistake of having prevented Harijans from having access to temples, wells and other public places and readily agreed to throw them open to Harijans. Some of these shivirs were in fact a sort of training ground for Harijan workers as to how they should tackle the problem of Removal of Untouchability and getting temples, wells and public places thrown open to Harijans.

#### *Caste Hindu Scholarships*

Though the Harijan Sevak Sangh is maintaining as many as 148 hostels but there are no caste Hindus in all of them. However, we are trying to take in as many caste Hindus as are willing to join these Harijan hostels even by paying them stipends that are granted by the Central Government. During the year we were able to admit 267 caste Hindu students as compared to 160 last year in 49 institutions meant for Harijans only and awarded them scholarships to the value of Rs. 19,996. It is hoped that the number will still increase in the years to follow. These 49 institutions included some of the institutions not under the Harijan Sevak Sangh.

During the year the Central Government, Home Ministry, was kind enough to sanction Rs. 3,24,600 for the removal of Untouchability through propaganda.

We were able to spend the amount according to the scheme approved by the Government. However, a sum of Rs. 10,740.90 nP. which remained unspent on 31-3-1958 was returned to the Government. Thus our total expenditure during the year came to Rs. 3,13,882. 76 nP.

We take this opportunity to convey our thanks to the Ministry of Home Affairs for grant and for the Co-operation given to us in this work.

#### *List of Harijan hostels in which Caste Hindu Students reside and to whom Caste Hindu scholarships have been awarded for 12 months.*

<i>S.No.</i>	<i>Name of Person</i>	<i>Name of State</i>	<i>Name of the Institution</i>	<i>Number of students</i>	<i>Amount sent</i>
					<b>Rs.</b>
1.	Shri G. G. Karkhanis ..	Karnatak ..	Harijan Kanya Mandir, Bijapur ..	3	276
2.	Shri P. L. Majumdar ..	Gujarat ..	Thakkar Bapa Ashram, Navasari ..	2	168
3.	Do.	Do.	Harijan Kanya Chhatralaya, Sabarmati	15	1,260
4.	Do.	Do.	Velchand Bankar Ashram, Baroda ..	3	252
5.	Do.	Do.	Gandhi Ashram, Godhra ..	3	252
6.	Do.	Do.	Pragati Mandir, Lunavada ..	1	84
7.	Do.	Do.	Pachhatvarg Chhatralaya, Dwarka ..	6	504
8.	Do.	Do.	Pelchand Ashram, Baroda ..	1	84
9.	Do.	Do.	Vidyarthi Ashram, Ahmedabad ..	2	168
10.	Do.	Do.	Sarvodaya Chhatralaya, Surat ..	2	168
11.	Do.	Do.	Thakkar Bapa Chhatralaya, Amreli ..	1	84

<i>S.No.</i>	<i>Name of Person</i>	<i>Name of State</i>	<i>Name of the Institution</i>	<i>Number of students</i>	<i>Amount sent</i>
					Rs.
12.	Do.	Do.	Sarvodaya Chhatralaya, Baroach ..	2	168
13.	Do.	Do.	Thakkar Bapa Chhatralaya, Virangam	1	84
14.	Smt. Annapurna Devi ..	Andhra Pradesh	Harijan Girls Hostel, Nellore ..	19	1,310
15.	Shri K. Satakopam ..	Do.	Harijan Girls Hostel, Kakinada ..	5	420
16.	Shri V. Narasimha Rao ..	Do.	Adi-Andhra Boarding Home, Vijaya-wada.	2	180
17.	Do.	Do.	Yanadi Girls Hostel, Nellore ..	5	300
18.	Do.	Do.	Thakkar Bapa Adivasi Hostel, Nandigama.	6	360
19.	Do.	Do.	Yanadi Boys Hostel, Guntur ..	6	360
20.	Do.	Do.	Thakkar Bapa Yanadi Boys Hostel, Nellore.	6	360
21.	Lala Chandgi Ram ..	Punjab ..	Gandhi Harijan Seva Ashram, Rohtak	6	360
22.	Prof. P. R. Sen ..	Bengal ..	Pasang Ashram .. ..	4	240
23.	Shri M. Buddha Das ..	Mysore ..	Harijan Hostel, Bangalore ..	2	120
24.	Do.	Do.	Vidyarthi Nilaya, Ramanhalli ..	2	120
25.	Do.	Do.	Depressed Classes Hostel, Bangalore ..	5	300
26.	Smt. Saraswati Natarajan ..	Do.	Thakkar Bapa Kanya Vidyalaya, Bangalore.	20	1,200
27.	Shri S. Sandanand ..	Do.	Deena Seva Sangh, Bangalore ..	4	360
28.	Shri T. P. R. Nambisan ...	Kerala ..	Nayanar Balika Sadan, Eranielpalam ..	2	240
29.	Do.	Do.	Gandhi Sadan, Ponani ..	1	60
30.	Do.	Do.	Kasturba Balika Sadan, Puthiara ..	1	84
31.	Do.	Do.	Thakkar Bapa Sadan, Cherukunnu ..	1	84
32.	Shri L. N. Gopalswamy ..	Tamil Nad ..	Thakkar Bapa Vidyalaya, Madras ..	2	120
33.	Do.	Do.	Madras City Girls Hostel, Purusawalkam	2	120
34.	Do.	Do.	Sevalayam Hostel, Madurai ..	1	60
35.	Do.	Do.	Kasturba Hostel, Melur ..	2	120
36.	Do.	Do.	Jawahar Hostel, Sholavandan ..	1	60
37.	Do.	Do.	Gandhiji Manavar Illam, Melur ..	1	60
38.	Do.	Do.	Thakkar Bapa Hostel, Manamadurai	2	120
39.	Do.	Do.	Harijan Hostel, Vellore ..	10	600
40.	Do.	Do.	Harijan Hostel, Gobichettipalayam ..	1	60
41.	Shri M. B. Gautam ..	Hyderabad ..	Scheduled Caste Trust Fund Hostel, Hyderabad.	2	120
42.	Do.	Do.	Gandhi Memorial H. Hostel Nagarkarnool.	12	1,224
43.	Shri Purnanandji ..	Delhi ..	Kasturba Balika Ashram, Okhla, Delhi	41	3,120
44.	Superintendent ..	H.U. Delhi ..	Harijan Udyogshala, Delhi ..	13	1,560
45.	R. K. L. Nandkyoliar ..	U.P. East ..	Ishwar Saran Ashram, Allahabad ..	16	960



Of these one was stationed with headquarters at Madras for the three States of Madras, Andhra and Kerala. The second with headquarters at Ahmedabad carried on propaganda work in Gujarat, Saurashtra and Kutch. The third one with headquarters at Delhi did propaganda work in the whole of U. P., Punjab and Delhi. The fourth van equipped during the year meant for the hilly areas of U.P., Punjab and Himachal Pradesh has been carrying on propaganda in these hilly areas. These vans are stocked with films not only on Untouchability but also on health and hygiene, Second Five Year Plan and other Government documentaries and films on Bapu and Chacha Nehru. They have also records on Bhajans and Kirtans.

In addition to these the State branches of Bihar, Mysore, Madhya Pradesh and Rajasthan have also been supplied with mobile cinema vans by the State Governments and they are carrying on propaganda with some films supplied by the Central Office. These film shows and propaganda are having very good effect among the villagers who are mostly ignorant and orthodoxical.

#### *Shivirs, Conferences and Mela Meetings*

About 73 Shivirs, Conferences and Mela Meetings were held throughout the country by the various branches of the Harijan Sevak Sangh. Many of these conferences were addressed by Ministers of the Central and State Governments and National leaders. The Savarna and Harijans attended these conferences in large numbers. At many of these meetings the Savarna admitted their mistake of having prevented Harijans from having access to temples, wells and other public places and readily agreed to throw them open to Harijans. Some of these shivirs were in fact a sort of training ground for Harijan workers as to how they should tackle the problem of Removal of Untouchability and getting temples, wells and public places thrown open to Harijans.

#### *Caste Hindu Scholarships*

Though the Harijan Sevak Sangh is maintaining as many as 148 hostels but there are no caste Hindus in all of them. However, we are trying to take in as many caste Hindus as are willing to join these Harijan hostels even by paying them stipends that are granted by the Central Government. During the year we were able to admit 267 caste Hindu students as compared to 160 last year in 49 institutions meant for Harijans only and awarded them scholarships to the value of Rs. 19,996. It is hoped that the number will still increase in the years to follow. These 49 institutions included some of the institutions not under the Harijan Sevak Sangh.

During the year the Central Government, Home Ministry, was kind enough to sanction Rs. 3,24,600 for the removal of Untouchability through propaganda.

We were able to spend the amount according to the scheme approved by the Government. However, a sum of Rs. 10,740.90 nP. which remained unspent on 31-3-1958 was returned to the Government. Thus our total expenditure during the year came to Rs. 3,13,882. 76 nP.

We take this opportunity to convey our thanks to the Ministry of Home Affairs for grant and for the Co-operation given to us in this work.

#### *List of Harijan hostels in which Caste Hindu Students reside and to whom Caste Hindu scholarships have been awarded for 12 months.*

<i>S.No.</i>	<i>Name of Person</i>	<i>Name of State</i>	<i>Name of the Institution</i>	<i>Number of students</i>	<i>Amount sent</i>
					<b>Rs.</b>
1.	Shri G. G. Karkhanis ..	Karnatak ..	Harijan Kanya Mandir, Bijapur ..	3	276
2.	Shri P. L. Majumdar ..	Gujarat ..	Thakkar Bapa Ashram, Navasari ..	2	168
3.	Do.	Do.	Harijan Kanya Chhatralaya, Sabarmati	15	1,260
4.	Do.	Do.	Velchand Bankar Ashram, Baroda ..	3	252
5.	Do.	Do.	Gandhi Ashram, Godhra ..	3	252
6.	Do.	Do.	Pragati Mandir, Lunavada ..	1	84
7.	Do.	Do.	Pachhatvarg Chhatralaya, Dwarka ..	6	504
8.	Do.	Do.	Pelchand Ashram, Baroda ..	1	84
9.	Do.	Do.	Vidyarthi Ashram, Ahmedabad ..	2	168
10.	Do.	Do.	Sarvodaya Chhatralaya, Surat ..	2	168
11.	Do.	Do.	Thakkar Bapa Chhatralaya, Amreli ..	1	84

<i>S.No.</i>	<i>Name of Person</i>	<i>Name of State</i>	<i>Name of the Institution</i>	<i>Number of students</i>	<i>Amount sent</i>
					Rs.
12.	Do.	Do.	Sarvodaya Chhatralaya, Baroach ..	2	168
13.	Do.	Do.	Thakkar Bapa Chhatralaya, Viramgam	1	84
14.	Smt. Annapurna Devi ..	Andhra Pradesh	Harijan Gils Hostel, Nellore ..	19	1,310
15.	Shri K. Satakopam ..	Do.	Harijan Girls Hostel, Kakinada ..	5	420
16.	Shri V. Narasimha Rao ..	Do.	Adi-Andhra Boarding Home, Vijaya-wada.	2	180
17.	Do.	Do.	Yanadi Girls Hostel, Nellore ..	5	300
18.	Do.	Do.	Thakkar Bapa Adivasi Hostel, Nandigama.	6	360
19.	Do.	Do.	Yanadi Boys Hostel, Guntur ..	6	360
20.	Do.	Do.	Thakkar Bapa Yanadi Boys Hostel, Nellore.	6	360
21.	Lala Chandgi Ram ..	Punjab ..	Gandhi Harijan Seva Ashram, Rohtak	6	360
22.	Prof. P. R. Sen ..	Bengal ..	Pasang Ashram .. ..	4	240
23.	Shri M. Buddha Das ..	Mysore ..	Harijan Hostel, Bangalore ..	2	120
24.	Do.	Do.	Vidyarthi Nilaya, Ramanhalli ..	2	120
25.	Do.	Do.	Depressed Classes Hostel, Bangalore ..	5	300
26.	Smt. Saraswati Natarajan ..	Do.	Thakkar Bapa Kanya Vidyalaya, Bangalore.	20	1,200
27.	Shri S. Sandanand ..	Do.	Deena Seva Sangh, Bangalore ..	4	360
28.	Shri T. P. R. Nambisan ...	Kerala ..	Nayanar Balika Sadan, Eranhipalam ..	2	240
29.	Do.	Do.	Gandhi Sadan, Ponani ..	1	60
30.	Do.	Do.	Kasturba Balika Sadan, Puthiara ..	1	84
31.	Do.	Do.	Thakkar Bapa Sadan, Cherukunnu ..	1	84
32.	Shri L. N. Gopalswamy ..	Tamil Nad ..	Thakkar Bapa Vidyalaya, Madras ..	2	120
33.	Do.	Do.	Madras City Girls Hostel, Purusawalkam	2	120
34.	Do.	Do.	Sevalayam Hostel, Madurai ..	1	60
35.	Do.	Do.	Kasturba Hostel, Melur ..	2	120
36.	Do.	Do.	Jawahar Hostel, Sholavandan ..	1	60
37.	Do.	Do.	Gandhiji Manavar Illam, Melur ..	1	60
38.	Do.	Do.	Thakkar Bapa Hostel, Manamadurai	2	120
39.	Do.	Do.	Harijan Hostel, Vellore ..	10	600
40.	Do.	Do.	Harijan Hostel, Gobichettipalayam ..	1	60
41.	Shri M. B. Gautam ..	Hyderabad ..	Scheduled Caste Trust Fund Hostel, Hyderabad.	2	120
42.	Do.	Do.	Gandhi Memorial H. Hostel Nagarkarnool.	12	1,224
43.	Shri Purnanandji ..	Delhi ..	Kasturba Balika Ashram, Okhla, Delhi	41	3,120
44.	Superintendent ..	H.U. Delhi ..	Harijan Udyogshala, Delhi ..	13	1,560
45.	R. K. L. Nandkyoliar ..	U.P. East ..	Ishwar Saran Ashram, Allahabad ..	16	960

S.No.	Name of Person	Name of State	Name of the Institution	Number of students	Amount sent
46.	Shri Sunderlal Bahuguna ..	U.P. West ..	Thakkar Bapa Chhatravas, Tehri ..	6	Rs. 552
47.	Shri Chandrabhan Vidyarhi	U.P. Central ..	Thakkar Bapa Chhatralaya, Kalpi ..	5	300
48.	Shri R. A. Belsare ..	Berar ..	Harijan Vasati Grah, Morsi ..	6	350
49.	Shri R. K. Bose ..	Orissa ..	Kaibalya Kutir, Cuttak ..	5	480
Total ..				267	19,996

*List of Intensive workers working under the Central Government Scheme for the Removal of Untouchability for the year 1957-58.*

S. No.	Name	State	Caste	Stationed at	Pay P.M.	
1.	V. Narasimha Rao ..	..	..	Andhra Pradesh Savarna ..	Vijayawada ..	Rs. 140
2.	M. Phani Sastri ..	..	..	Do. Do.	Kakinada ..	110
3.	M. Venkatappayya ..	..	..	Do. Do.	Tiruvuru ..	50
4.	M. Ananthacharyulu ..	..	..	Do. Do.	Guntur ..	50
5.	M. Shankaraiah ..	..	..	Do. Do.	Tirupati ..	50
6.	Ch. Narasimha Rao ..	..	..	Do. Do.	Andhra ..	130
7.	Mohan Chandra Bora ..	..	..	Assam ..	Do. Shillong ..	135
8.	Bishnu Prasad Baruwal	..	..	Do. Do.	Jorhat ..	85
9.	Chandranath Basu ..	..	..	Bengal ..	Do. Midnapur ..	110
10.	Nirmal Chandra Ghosh	..	..	Do. Do.	Manbhum ..	110
11.	Priyanath Biswas ..	..	..	Do. Do.	Midnapur ..	60
12.	Girijanandan Sinha ..	..	..	Bihar ..	Do. Deoghar ..	75
13.	Bholanath ..	..	..	Do. Harijan	.. Jarmundi ..	75
14.	S. P. Varma ..	..	..	Do. Savarna	.. Patna ..	50
15.	Krishnaji Dharmaji Dongarwar	..	..	N.E. Maharashtra ..	.. ..	100
16.	B. N. Rao Sarnaik ..	..	..	Do. Back, Class	.. Hingoli ..	75
17.	Vamanrao Vithobaji D.	..	..	Do. Do.	Nagpur ..	75
18.	Mangaldev Sharma ..	..	..	M. Pradesh ..	Savarna .. Morena ..	120
19.	B. S. Pathak ..	..	..	Do. Do.	.. ..	75
20.	Anandilal Vohra ..	..	..	Do. Do.	Bhopal ..	75
21.	Premnarayan Khare ..	..	..	Do. Do.	Tikamgarh ..	110
22.	Mangli Prasad ..	..	..	Do. Harijan	.. Rewa ..	110
23.	Shrikant Pathak ..	..	..	Do. Savarna	.. Mahakoshal ..	100
24.	Jiwandas Jairamdas ..	..	..	Gujarat ..	Savarna .. Ahmedabad ..	190
25.	Motibhai S. Parmar ..	..	..	Do. Harijan	.. Kadikalol ..	110
26.	Ambagiri Goswamy ..	..	..	Do. Savarna	.. Borsad ..	110
27.	Prabhulal Dholakia ..	..	..	Kutch ..	Savarna .. Bhuj ..	110

<i>S. No.</i>	<i>Name</i>	<i>State</i>	<i>Caste</i>	<i>Stationed at</i>	<i>Pay P.M.</i>
28.	Ramnarayan Pathak .. .. .	Saurashtra	Savarna	Rajot .. ..	Rs. 125
29.	Swamy Anand Tirth .. .. .	Kerala	Savarna	Kozhikode ..	215
30.	T. P. R. Nambisan .. .. .	Kerala	Savarna	Kozhikode ..	115
31.	Padmanabhan .. .. .	Kerala	Savarna	Pavanur ..	70
32.	Samraj .. .. .	Do.	Harijan	Nagercoil ..	110
33.	R. Achhuthan .. .. .	Do.	Do.	Quilon ..	110
34.	Ananda K. Bavisakar .. .. .	Maharashtra	Harijan	Ratnagiri ..	105
35.	D. T. Cavde .. .. .	Do.	Back. Class	Dhulia ..	100
36.	G. G. Karkhanis .. .. .	Mysore	Savarna	Bijapur ..	165
37.	G. S. Hegade .. .. .	Do.	Do.	Karwar ..	85
38.	F. T. Doddamani .. .. .	Do.	Harijan	Belgaum ..	100
39.	V. L. Nadkarani .. .. .	Mysore	Savarna	Karwar ..	100
40.	B. A. Deshapande .. .. .	Do.	Do.	Dharwar ..	100
41.	R. S. Kolekar .. .. .	Do.	..	Bijapur ..	100
42.	K. Gurudatta .. .. .	Do.	Harijan	Bangalore ..	85
43.	M. C. Venkateshan .. .. .	Do.	Do.	Mandya ..	85
44.	K. Kenchaiah .. .. .	Do.	Do.	Chitaldrug ..	85
45.	Lala Chandgi Ram .. .. .	Punjab	Savarna	Rohtak ..	110
46.	Chananal Sachdev .. .. .	Do.	..	Jullundur ..	85
47.	Chandgi Ram .. .. .	Do.	Harijan	Gohana ..	65
48.	Nandlal Sharma .. .. .	Rajasthan	Savarna	Chitorgarh ..	135
49.	Mohanlal Azad .. .. .	Do.	..	Jaipur ..	110
50.	K. R. Kalyanaraman .. .. .	Tamil Nad	Savarna	N. Arcot ..	165
51.	A. R. Ganapathy .. .. .	Do.	Do.	Do. ..	70
52.	Chokalingam .. .. .	Do.	Harijan	Madurai ..	110
53.	Srinivasa Iyengar .. .. .	Do.	Savarna	R. Puram ..	80
54.	Shri Muthaiah .. .. .	Do.	Do.	Do. ..	80
55.	E. Subramaniam .. .. .	Do.	Do.	Do. ..	60
56.	Ratanchand Rojhe .. .. .	H. Pradesh	Harijan	Salogra ..	145
57.	Bhikha Ram .. .. .	Do.	Harijan	Mahasu ..	95
58.	Jit Ram Arya .. .. .	Do.	Savarna	Chamba ..	85
59.	Vipinchandra Sastri .. .. .	U.P. West	Savarna	Almora ..	145
60.	Paripoornanand Penuli .. .. .	Do.	Do.	Organiser ..	165
61.	Dharmanand .. .. .	Do.	Do.	Tehri-Garhwal ..	110
62.	Surendrasingh Bhisht .. .. .	Do.	Do.	Mathura-Aligarh	110
63.	Chhajju Singh .. .. .	Do.	Harijan	Moradabad ..	60
64.	Om Prakash .. .. .	Do.	Savarna	Uttar Kashi ..	145

S. No.	Name	State	Caste	Stationed at	Pay P.M.
65.	Yashpal Sastri .. .. .	U.P. West	Savarna	Meerut	Rs. 75
66.	Deenbhakta Vyas .. .. .	U.P. East	Savarna	Banaras	70
67.	Tilakdhari Tiipathy .. .. .	Do.	Do.	Azamgarh	85
68.	Balai Ram .. .. .	Do.	Harijan	..	60
69.	V. V. Danurdhari .. .. .	U.P. Central	Savarna	Unnao..	80
70.	Lodheshwar Yadav .. .. .	Do.	Do.	Kalpi ..	80
71.	Budh Sen .. .. .	Do.	Harijan	Fatehpur	75
72.	Chittaranjan Dev .. .. .	Tripura	Savarna	Tripura	135
73.	Yogeshchandra Goswamy .. .. .	Do.	Do.	Do.	25
74.	Faquir Singh .. .. .	Pepsu	Harijan	Patiala..	75
75.	Chet Ram .. .. .	Do.	Back. Class	Sangrur	75
76.	Baljit Singh .. .. .	Delhi	Savarna	Delhi ..	70

*List of Harijan Sevaks paid by the Harijan Sevak Sangh*

1.	Dattatrye Ghule .. .. .	Maharashtra..	Harijan	Dhulia..	Rs. 110
2.	Mangalchand Yadav .. .. .	Madhya Pradesh	Savarna	Murar	90
3.	Muthukrishnan .. .. .	Tamil Nand ..	Savarna	Madras	105
4.	T. Narasimhan .. .. .	Do.	Do.	Madras	100
5.	Ambarish Kikani .. .. .	Gujarat	Savarna	..	110
6.	Jashbhai V. Patel .. .. .	Do.	Do.	Ahmedabad	110
7.	Thakurbhai N. Parekh .. .. .	Do.	Do.	..	110
8.	P. P. Koman .. .. .	Kerala	Back. Class	Trichur	60
9.	Rajvir Singh .. .. .	U.P. West	..	..	60
10.	Brindavan Pathik .. .. .	Do.	Harijan	Pauri	20
11.	Palthudas .. .. .	Do.	..	..	60

*List of Sweeper Sevaks stationed in Municipal Basties paid half by the Central Office and the other half by the Provincial Offices*

1.	Chunnilal .. .. .	Gujarat	Savarna	Ahmedabad	Rs. 55
2.	Indravadan Desai .. .. .	Do.	Do.	Surat Shahr	55
3.	Chandrakant .. .. .	U.P. West	..	..	20
4.	Pritam Singh .. .. .	Do.	..	..	20
5.	Madhusudan Srivastava .. .. .	Bengal	Savarna	Howrah	30
6.	Ramchiz Thakur .. .. .	Bengal	Do.	Nadiya	30
7.	Hariprasad Choudhry .. .. .	Do.	Do.	Howrah	30
8.	Narasinghdev Gujarati .. .. .	Rajasthan	Do.	Jodhpur	47/8/-
9.	Shamlal .. .. .	Pepsu	Savarna	Patiala	30
10.	Ganesh Mudaliar .. .. .	Mysore	Do.	Bangalore	35

(ii) *Bharatiya Depressed Classes League*

The Bharatiya Depressed Classes League continued its holy crusade against the demon of Untouchability with renewed vigour during 1957-58. The schemes for the purpose were as follows :—

- (a) Appointment of Pracharaks.
- (b) Mobile Cinema Vans.
- (c) Printing of Posters, Books etc.
- (d) Conferences, Meetings and Melas etc.
- (e) Bhajan Mandalies and Kirtan Parties.
- (f) Drama Shows.
- (g) Publication of fortnightly organ 'Nirbhaya' and 'Manav Dharma.'

The first five schemes were approved by the Government for a grant-in-aid under the Central Government schemes for the removal of untouchability while the last two were worked out of the private resources of the League and no Government aid was accepted or received by the League.

(a) *Propaganda through Pracharaks* : The League appointed 60 Pracharaks and 100 honorary ones. Their work was to mobilise public opinion against this evil practice by holding public meetings and social gatherings. To give a more concrete shape to their efforts, our workers were asked to particularly concentrate upon the opening of wells, temples, dharmshalas, and other public places besides holding community dinners.

These paid workers were spread over the whole country as per the population and intensity of the problem in the various States. 5 Regional Supervisors were appointed to supervise their working. Since this number of Supervisors was very small in comparison to the size of our country, the State Depressed Classes Leagues and local M.Ps. or M.L.As. were also requested to supervise their working and to give them instructions as per the local conditions prevailing at the respective places.

The following table will give an idea about the results of the efforts of these pracharaks at a glance. :

Serial No.	Name of State	Public meetings and Social gatherings	Opening of Public Places				Community Dinners
			Wells including Taps and Dharas in Hills	Temples	Dharmshalas	Hotels	
1	2	3	4	5	6	7	8
1.	Andhra .. ..	250	38	13	4	11	33
2.	Assam .. ..	122	4	16	5	3	13
3.	Bihar .. ..	435	506	119	23	109	96
4.	Bombay .. ..	129	144	107	33	50	9
5.	Kerala .. ..	16	6	13	—	122	76
6.	Madhya Pradesh ..	365	154	98	—	114	17
7.	Madras .. ..	571	79	39	7	179	30
8.	Orissa .. ..	194	11	5	1	32	4
9.	Punjab .. ..	338	33	10	10	4	46
10.	Rajasthan .. ..	180	—	—	—	2	6
11.	Uttar Pradesh ..	1,111	89	32	16	89	96
12.	West Bengal ..	309	155	66	23	69	447
TOTAL ..		4,020	1,219	518	122	784	873

One of the remarkable successes of our workers was at Banaras where the Harijans secured entry to the famous Vishwanath Temple after a historic struggle and perseverance. Our workers played a prominent role of securing this entry.

(b) *Mobile Cinema Vans* —The League has three Cinema Vans which toured Bihar, Bombay, Madhya Pradesh, Punjab, Rajasthan, Uttar Pradesh and West Bengal during the year under review. These programmes included screening of feature films on Harijan Welfare and documentaries produced by the Films Division of the Ministry of Information and Broadcasting, Government of India. Tape recorded messages of prominent personalities like Rashtrapati Dr. Rajendra Prasad, Home Minister Pt. G. B. Pant, Railway Minister Shri Jagjivan Ram, Transport and Communication Minister Shri S. K. Patil, Kaka Saheb Kalekar, Late Shri G. V. Mavalankar. etc. are also played. These recordings have been made by the League with those of some Bhajans on the subject. This mode of propaganda is very effective, especially in the rural areas where there are no picture houses and the problem of untouchability is at its worst. Such shows attract large audiences with minimum efforts and our workers made short speeches on such occasions.

(c) *Printing of Posters, Handbills and Books* —The League has been publishing publicity materials. This year a new series of posters containing oil paintings of our leaders like Mahatma Gandhi, Dr. Rajendra Prasad, Pt. Jawaharlal Nehru, Pt. Govind Ballabh Pant, Shri Jagjivan Ram, Dr. B. R. Ambedkar, Acharya Vinoba Bhave, Shri U. N. Dhebar, Shri Thakkar Bapa was printed on offset photographic process, containing their quotations on the removal of untouchability. This series has been highly acclaimed by one and all. Besides, some other designs were printed in bulk. The League also published handbills containing the gist of the Untouchability (Offences) Act, 1955 in lakhs.

The League also published a compilation of the important observations and recommendations of the Commissioner for Scheduled Castes and Scheduled Tribes and another book on the constitutional safeguards for the Harijans.

(d) *Conferences, Meetings and Melas etc.* —The League has been holding anti-untouchability camps at important melas and exhibitions throughout the country besides holding mass meetings on occasions like Ravidas Jayanti, etc. The League also held an All India Seminar on Untouchability at Gwalior in the first week of March, 1958 which was inaugurated by Shri H. V. Pataskar, Governor of Madhya Pradesh and was addressed by a number of persons and some 500 and odd delegates attended it. Another Seminar was held at Madras which was inaugurated by Shri Kamraj Nadar, Chief Minister of Madras State.

(e) *Bhajan Mandalies and Kirtan Parties* —This mode of propaganda is particularly effective, amongst ladies and rural population. Such programmes were held in West Bengal, Madras and Punjab. The League proposes to work out this scheme on an All-India basis next year.

(f) *Drama Shows* —The League has a drama unit which was set up under the Central Government Schemes for the removal of untouchability but it was decided to run it from the private resources of the League and the Government grant was not accepted. The unit stages about 15 plays; religious, historical, social or otherwise. This scheme is very effective and such shows attract large audiences everywhere. The subject of the removal of untouchability has been mixed up with all these plays so as to make it a part of the play itself. Religious plays attract large number of ladies amongst whom this evil practice is most prevalent and with obvious results. Two plays Ham Sab Ek Hain and life story of Bhakta Cheta, adopted from Mahabharat deal strictly with the Harijan problem.

(g) *Fortnightly organ 'Nirbhaya' and 'Manav dharma'* —The League has been publishing a fortnightly organ 'Nirbhaya' since 1954 strictly out of its own resources, besides Manav Dharma in Marathi. These papers contain articles and news-item dealing with the Harijan problem.

### (iii) *Iswar Saran Ashram, Allahabad*

From its very beginning the Iswar Saran Ashram at Allahabad has been trying to eradicate the evil of untouchability and to break all shackles—social, religious and economic—that enchain the Harijans and to achieve its object various institutions such as educational, propagandists and industrial, are run on a campus of 72 acres of land of its own. The following will illustrate the various activities, in brief, directed for the realization of its aim during the period mentioned above.

*Educational* —With the idea that promotion of education is very essential for the uplift of Scheduled Castes and Backward communities, the Ashram runs a number of educational institutions for both boys and girls *viz.* Primary School, Intermediate College, Vocational School, a number of Hostels where every possible facility is given to students belonging to Scheduled Castes and Backward classes. The

percentage of Scheduled caste and Backward class students in these institutions is more than 75 per cent. The statement of students given in Schedule 'A' will show that the Ashram is doing some thing substantial to promote education in scheduled castes.

*Hostels* :—The Ashram runs three Hostels for students of its Intermediate College, one for girls and one for the students who are the members of the Allahabad University where the inmates do most of their work themselves and lead a simple life. Free lodging, light, water, and equipments as well as major portion of food expenses of the boys hostellers are met by the Ashram. For encouraging education in girls, free lodging and boaring are provided to girl inmates. Number of students residing in various hostels are given in Schedule 'B'.

*Body and Character Building* —The Ashram is situated in an open area near the Bank of Ganga. There are arrangements for both boys and girls, for various games and sports such as football, volley ball, cricket, badminton, and other sports and exercises. Other important extra activities of the College are :—

1. Scout Training.
2. N. C. C. Training.
3. P. E. C. Training.
4. A. C. C. Training.
5. Discipline through Military drills.
6. Social Service.
7. Regular debates.

*Training in Agricultural Work* —Out of 72 acres of land of its own, the Ashram has agricultural operations on 50 acres of land with a tube-well for irrigation purposes. To train students in agricultural work 'Reorientation Scheme' of the Government has been started under which about 200 students from Class VI to VIII get training. Agriculture is also taught as one of the main subjects for U.P. Board Examination and over 50 students from Class IX to XII have offered this subject.

*Library and Reading Room* —The Ashram has two libraries. One is attached to the Intermediate College where collection of text books and other reference books have been made in good number and thus the difficulty of books for the students has been solved. Another library which is known as 'Gandhi Sahitya Bhavan' and is open to public, has sufficient collection of books on Gandhian ideology and literature. Number of books in College library is about 3,000 and in the Gandhi Sahitya Bhavan over 5,000. Besides this a number of news-papers and periodicals, viz., 8 dailies, 8 weeklies, 3 fortnightlies and 5 monthlies come in these libraries.

*Medical Relief* —The Ashram has a charitable Hospital having two part-time well qualified Doctors, one whole time compounder, one dresser and one sweeper, is a great relief to the people of the 20 villages round about it which are mainly populated with Harijans and Backward classes people. The average daily attendance of out-door patients is nearly 80. This hospital is now converted into a six-bedded in-door Hospital.

*Propaganda and Publicity* —Propoganda and publicity against untouchability has been the main object of the Ashram and from the very beginning it is trying to eradicate this evil from various fronts. We organise camps in big fairs and melas, send our tried workers to preach, distribute leaflets, posters, hand bills, booklets and other literature connected with Harijan uplift work and social welfare. With the help of the Central Government the Ashram has now equipped itself with modern means of propoganda such as Cinema machine, Generator, Publicity Van, Tape recorded etc. for this work. It has also appointed two sets of Bhajaniks who tour from place to place and try to bring harmony in the Hindu Society which is disturbed on account of old traditions. They establish personal contacts with villagers, try to settle disputes among Harijans and caste Hindus and carry the message of the Father of the Nation to them. Work done during the period under review is given in Schedule 'C'.

*Pledge against Untouchability* —The Ashram is also trying to get a pledge signed by caste Hindus who promise to believe in complete eradication of untouchability. During this year over 3,000 people have signed this pledge.

*Founder's Fair* —Founder's Birth Day Anniversary is celebrated every year in August for nearly one week commencing from 21st. During this period various activities such as games and sports, mela and exhibition, debates, public meetings and various other competitions are organised. Thousands of people from various places attend this function and this period is found very suitable for publicity work. Every class of people such as officials, non-officials, social workers, teachers, and students participate in it. Work done during this period is shown in Schedule 'D'.



*Publicity in Fairs and Melas —*

(a) *Work done in Sonepur Fair in Bihar State*—A one week camp (from 3rd November to 10th November 1957) was organised by the Ashram in Sonepur fair in Bihar in which people from every corner of the country participated. Our workers conveyed to them the message of Mahatma Gandhi and propagate against untouchability. Thousands of people attended our camp every day and with the help of the Bihar Harijan Sevak Sangh and the Welfare Department of the Bihar Government, our camp was very successful.

(b) *Work done in local Magh Mela*—As usual the Ashram organised its camp for publicity work from January 14 to February 5, 1958, in local Magh Mela in which thousands of orthodox Hindus from every part of the country participate. Work was carried on both among the pilgrims and the Kalpvasis and the sweepers who were engaged by the Mela authorities to keep sanitation of the Mela ground. Thousands of posters, leaflets, handbills etc., were distributed among the pilgrims. On the occasion of Republic Day on January 26, sweets were distributed in our camp in a combined gathering of Harijans and caste Hindus.

Work done in both the above melas is Shown in schedule 'E'.

*Two Birthdays Tour*—Every year the Ashram celebrates the Birthdays of the President Dr. Rajendra Prasad and the Prime Minister Pt. Jawahar Lal Nehru, in a special way. Not only the two days but all the days between the 14th of November—the Prime Minister's Birthday—to 3rd December—the President's Birthday, are devoted to constructive work. This year a batch of workers and students from the Ashram visited Bihar State with a view to propagate the urgency of breaking all barriers that divide man from man. The party drew pointed attention to the evil of untouchability. The party received the best co-operation of the Bihar Government and the Bihar Harijan Sewak Sangh for which the Ashram is very grateful.

Work done during this tour is shown in Schedule 'F'.

*Celebration of National Festivals*—National festivals such as Republic Day, Ghandhi Jayanti, Independence Day, etc. are celebrated by the Ashram in special manners. On such occasions constructive programmes are carried out mostly in rural areas. A batch of workers, boys and girls is sent in deffrent places where they clean streets, roads, wash and clean Harijan localities, distribute soaps among Harijan children, contact people and try to convince them to keep their children and houses clean.

Work done on such occasions : —

1.	No. of villages where constructive work carried out	..	..	..	..	..	..	..	..	16
2.	Roads repaired	..	..	..	..	..	..	..	..	5 miles
3.	Harijan children cleaned	..	..	..	..	..	..	..	..	350
4.	Soap distributed	..	..	..	..	..	..	..	..	50 families
5.	No. of Harijan families contacted	..	..	..	..	..	..	..	..	80

*Publicity through literature*—Through 'Ashram Sandesh'—a monthly magazine and which is published in Hindi and English—separately, the Ashram publicise the work of the Ashram as well as the message of Gandhiji, in various States of the country. Besides this, several kinds of posters, leaflets, handbills, etc. connected with social welfare are published and distributed in fairs, exhibitions and other such important occasions. Thousands of posters have been supplied to various States on their requests. Statement of printing and distribution of Ashram Sandesh etc. is given below :—

1. Publication of Ashram Sandesh.

Month	Hindi	English
April 1957 .. .. .	550	350
May 1957 .. .. .	550	350
June 1957 .. .. .	550	500
July 1957 .. .. .	550	550
August 1957 .. .. .	800	550 (Special)
September 1957 .. .. .	550	550
October 1957 .. .. .	550	550
November 1957 .. .. .	550	550
December 1957 .. .. .	550	550
January 1958 .. .. .	2,000	500
February 1958 .. .. .	550	550
March 1958 .. .. .	550	500
	<b>TOTAL</b>	
	8,300	6,050
2. Pamphlet printed and distributed	..	8,000
3. Notices printed and distributed	..	20,000
4. Posters printed and distributed	..	7,000

*Cinema Show* :—The Ashram has procured 11 films connected with social welfare and Harijan uplift of its own. Effort is being made to have a decent library of films at the Ashram and made the publicity and propaganda work more effective. We also borrow films from the Embassy of the U.S.S.R., U.S. Information service and also from the Ministry of Information and Broadcasting, Government of India.

## Schedule 'A'

## STATEMENT SHOWING NUMBER OF STUDENTS IN VARIOUS INSTITUTIONS

<i>Boys</i>						<i>Harijan</i>	<i>Backward</i>	<i>Other</i>	<i>Total</i>
1.	Basic Primary School	..	..	..	..	85	40	27	152
2.	Intermediate College	..	..	..	..	290	80	106	476
3.	Vocational School	..	..	..	..	20	4	1	25
4.	Kamla Nehru Harijan Bharti Pathshala (A branch of the Ashram)	..	..	..	..	38	22	29	89
						433	146	163	742
<i>Girls</i>									
1.	Basic Primary School	..	..	..	..	34	5	15	54
2.	Intermediate College	..	..	..	..	48	10	27	85
3.	Kamla Nehru Harijan Bharti Pathshala	..	..	..	..	2	..	3	5
						84	15	45	144
						(Boys and Girls) Total		..	886

## Schedule 'B'

## STATEMENT SHOWING NUMBER OF STUDENTS RESIDING IN VARIOUS HOSTELS

						<i>Harijan</i>	<i>Backward</i>	<i>Other</i>	<i>Total</i>
1.	Iswar Saran University Hostel	..	..	..	..	56	3	1	60
2.	Boys Hostel Inter College	..	..	..	..	94	16	19	129
3.	Girls Hostel	..	..	..	..	37	2	7	46
TOTAL						187	21	27	235

## Schedule 'C'

## PROPAGANDA AND PUBLICITY WORK IN RURAL AREAS.

<i>Month</i>					<i>Number of Villages attended</i>	<i>Number of meetings organised</i>	<i>Cinema shows given</i>
April 1957	..	..	..	..	92	44	13
May 1957	..	..	..	..	121	47	10
June 1957	..	..	..	..	75	33	9 Projector under repair.
July 1957	..	..	..	..	81	36	10
August 1957	..	..	..	..	78	38	11
September 1957	..	..	..	..	112	44	3 Projector under repair.
October 1957	..	..	..	..	120	40	5
November 1957	..	..	..	..	30	11	Nil Projector under repair.
December 1957	..	..	..	..	46	23	2
January 1958	..	..	..	..	40	18	0 Projector under repair.
February 1958	..	..	..	..	125	44	3
March 1958	..	..	..	..	116	38	3 Projector under repair.
TOTAL					1 036	416	69

**Schedule 'D'**  
**WORK DONE DURING FOUNDER'S FAIR.**

				<i>Appro. No. of Programmes organised, People attended</i>	<i>Participants</i>
1.	Games and Sports	..	..	3,000	Various institutions of the Ashram.
2.	Kavi-Darbar	..	..	1,000	5 local institutions.
3.	Antakshari Pratiyogita	..	..	2,000	7 local institutions (Boys and Girls).
4.	Inter School Kabaddi Tournament	..	..	2,000 P.D.	6 institutions (Boys and Girls).
5.	Kabaddi Tournament of village teams	..	..	6,000 P.D.	10 Teams from Rural areas.
6.	Wrestling	..	..	3,000	40
7.	Babies Show	..	..	1,000	400 children.
8.	Cattle Show	..	..	1,000	200 cattle.
9.	Exhibition and Mela	..	..	10,000 Every day.	Planning Department of the Uttar Pradesh Govt. and various other dealers.
10.	Spinning Competition	..	..	500	40 boys and girls.
11.	Public meeting	..	..	6,000	Presided over by Shri V. N. Sharma, Minister, Uttar Pradesh.
12.	Cinema show	..	..	8,000 Every day.	Besides documentary films, "Aulad" and "Sati Ansuuya" were shown to public free of charges.

NOTE—Prizes were also distributed to the winners of various competitions.

**Schedule 'E'**

**WORK DONE IN SONEPUR FAIR AND IN MAGH MELA, ALLAHABAD SONEPUR FAIR.**

1.	Duration of Camp—From 3rd November to 10th November.	
2.	Whole time workers engaged	6
3.	Number of meetings organised	14
4.	Posters distributed and displayed	1,000
5.	Folders and Handbills distributed	5,000
6.	Approximate No. of people attended the camp	100,000

**MAGH MELA, ALLAHABAD.**

1.	Duration of Camp—From 14th January to 5th February, 1958	
2.	Whole time workers engaged	12
3.	Appox. No. of people attended the camp every day	5,000
4.	No. of cinema shows given	22
5.	Number of general meetings held	30
6.	No. of meetings organised specially for Harijans	8
7.	Poster and handbills distributed	5,000
8.	Number of Harijan families in Mela contacted	8
9.	No. of Kalpevasis contacted	about 700
10.	Appox. No. of people attended the camp during Mela	200,000

## Schedule 'F'

## WORK DONE DURING THE TWO BIRTHDAYS TOUR.

<i>District visited</i>	<i>Places where meetings were organised</i>	<i>Remarks</i>
Mirzapur U.P., .. .. .	Mirzapur, Ramai Patti, Chilh, Mawaiya, Vindhyachal, Shivapur, Vishudarpur.	
Patna-Bihar .. .. .	Panditpur, Rajgiri.	
Mongyer .. .. .	Sudarpur, Jhapania, Bhagichak, Jamalpur.	
Bhagalpur .. .. .	Alangpragati, Shahkund, Jarlahi, Noorpur, Mandar.	
Santhal Pargana .. .. .	Nohihat Kanji Kumka Kauriya Devaghar.	Cinema shows given. Posters and leaflets distributed.

**(b) Ministry of Information and Broadcasting.**

During the year 1957-58, the various media organisations of the Ministry of Information and Broadcasting continued their efforts to mould public opinion against the practice of untouchability. A brief survey of the work done is given below :—

*Films*

The question of production and purchase of films for removal of untouchability was recently discussed with the Commissioner for Scheduled Castes and Scheduled Tribes. It was agreed that, the films in circulation being already available to be viewed by the public, the funds available should be utilised for production of more films with a variety of treatment.

A number of scripts have been received from prominent producers. These are being examined. Suitable arrangements for the production of films on untouchability will be made with those whose scripts are considered to be suitable and selected for this purpose. Possibilities of getting films produced on loan basis are also being explored.

2. The Weekly 'Indian News Review' produced by the Films Division takes regular notice of current events relating to the welfare of Scheduled Castes and Scheduled Tribes. Among the items, covered and released, special mention may be made of the "Social Welfare Conference in Jaipur" and the opening of a Harijan Colony in Vedaranyam, Madras State. These newsreels were released extensively throughout the country and 16-mm. prints were also supplied to the mobile vans of the Central and State Governments for exhibition in rural areas.

*All India Radio*

Over many years All India Radio has been broadcasting suitable programmes dealing with the problem of the removal of untouchability with the object of educating public opinion against this evil and inculcating amongst the Scheduled Castes and a sense of human dignity and a knowledge of what Government have done, or are doing, to ameliorate their condition. The frequency and scope of such broadcasts are determined by the suitability of the talent available for broadcasts on this subject and by the programme value of the material available for broadcast. No definite frequency has been fixed for these

broadcasts but every effort is made to ensure that they register on the listeners with a freshness of impact which regular and frequent broadcasts rarely attain. Re-broadcasts are put-out by the Stations in different categories of programmes (such as those addressed to Women, Rural, Industrial Listeners) so that they achieve a fuller effect over a period of time than any mechanically regulated plan could hope to do.

The programmes on anti-untouchability are presented in a variety of forms, *e.g.*, talks, dialogues, plays, features and interviews. In selecting the talent and material for the broadcasts, the requirements of the audience, general or specific are always kept in view. Personalities who are genuinely interested in the problem and have made a special study of the subject are invited for broadcasts. All India Radio Stations are conscious of the importance of these broadcasts in educating public opinion and every endeavour is made to see that they are effective both in presentation and coverage.

The number of items of anti-untouchability programmes broadcast during 1956-57 were 263 and from 1st April to 30th September, 1957 108. From October, 1957 to March, 1958 the number of programmes for broadcasts will be 137.

#### *Publications*

Articles on the removal of untouchability were frequently published in 'Aikal' (Hindi and Urdu editions), 'March of India', 'Bal Bharati' and 'Prasarika', brought out by the Publications Division. A chapter entitled "Scheduled Castes, Scheduled Tribes and other Backward Classes" highlighting *inter-alia* the activities of the Government to eradicate untouchability has been included in 'INDIA 1957—A Reference Annual', compiled by the R. & R. Division.

#### *Press*

The Press Information Bureau gave publicity to the assistance offered by the Central and State Governments to Harijans and Backward Tribes, for building houses and schools, starting cottage industries and co-operatives and initiating work on welfare projects and training schemes. Scholarships for Harijans and Scheduled Tribes and fee concessions granted to them were also published through Press releases in English and regional languages.

Three special features on the subject of Scheduled Castes and Scheduled Tribes Welfare were also prepared by the Bureau and issued. One of these formed part of the "Working for the Plan" series which secured wide publicity in the Press. These features described the measures taken by official and non-official agencies for the eradication of untouchability and for improving the condition of the backward classes; emphasis was also laid on the better conditions of life and social position among these communities in different parts of the country.

In other features, particularly on the subject of Community Development, opportunity was taken wherever possible to draw attention to the work being done in the villages for the improvement of the conditions of Harijans.

In September, 1957, an exhibition panel, consisting of seven photographs on the theme, "Better Life for Backward Classes", was sent out for display at the various Information Centres in the State Capitals and other important towns.

Decisions of the meetings of Central Advisory Boards for Harijan and Tribal Welfare were also released to the Press. Stories based on the action taken on the suggestions made by the members for the welfare of Harijans were also given to the papers.

#### *Printed and Press Publicity*

A press advertisement, which was released extensively in the language papers on August, 15, 1957 emphasised the fact that all the people of the country irrespective of caste are ensured justice, liberty and equality under the Constitution.

Two more posters—one based on Mahatma Gandhi's saying and the other on Saint Basaweswara's sayings—which have been designed to propagate the exhortations of Saints and leaders against untouchability, are expected to be released for wide display shortly.

An important item of visual publicity in the anti-untouchability campaign is a panel of photographs on this theme, which is included in the various exhibitions set up by the Exhibition Division of the Directorate of Advertising and Visual Publicity. Incidents from the lives of Saints, which speak eloquently against untouchability, are proposed to be illustrated in a series of posters planned for the remaining part of the current financial year. Besides this, an illustrated folder depicting the various acts of untouchability that are now offences under the Untouchability (Offences) Act, is also to be produced for extensive distribution.

*Mobile Units—FYPP*

Forty-seven mobile units functioning under the I.P.P. of Five Year Plan also covered the crusade against the practice of untouchability in their publicity campaign. It took the form of films, discussions, display of posters, charts, etc.

2. Films entitled 'Towards Better Society' and 'Children of God' dealing with the problem of untouchability were shown by all FYPP Units, particularly on the occasions of melas, fairs and other religious congregations held in various parts of the country. After the films shows, the Field Officers gave talks emphasising the need and urgency of the removal of untouchability. Suitable publicity material, including posters and leaflets, viz. 'Anti-untouchability Act', 'Towards Welfare State' and 'Towards Equality' were distributed in adequate quantities among non-official organisations, educational institutions and also among Harijans.

3. Apart from this, the Mobile Units expanded their activities in Adivasi areas and enlightened the people about the various schemes introduced and measures adopted by the Government for their amelioration. Besides, Films entitled 'Our Constitution Planned Achievements', 'Village and Women', and 'Social Education' dealing with different aspects of welfare work being carried on for the well-being of the Scheduled Castes and Scheduled Tribes were exhibited in Harijan Colonies. In some places, the Units also arranged drama performances and other cultural activities.

4. In the annual session of the All India Depressed Classes League held in Gaya, the Mobile Units operating in the adjoining areas participated. Hyderabad Unit participated in the Conference of Telangana Harijans. In Uttar Pradesh, Punjab, and Rajasthan, the Units organised special programmes on the occasion of the birthday celebrations of Guru Ravi Das and Maharshi Valmiki. This was done in collaboration with the Harijan Sevak Sangh, the Adimjati Sangh and the Depressed Classes League. At various places films were loaned to these organisations for exhibition.

5. The number of Field Publicity Units is proposed to be increased to 80 during 1958-59 and to that extent, publicity for the removal of untouchability will receive greater attention.

*APPENDIX X*

STATEMENT SHOWING THE CONCESSIONS GRANTED BY THE STATE GOVERNMENTS/UNION ADMINISTRATIONS TO  
SCHEDULED CASTE CONVERTS TO BUDDHISM.

<i>Name of the State Union Territory</i> (1)	<i>Concessions granted to the Scheduled Caste converts to Buddhism</i> (2)
Assam .. .. .	No direction has been issued by the Government relating to concession and privileges to be granted to Scheduled Caste converts to Buddhism.
Bihar .. .. .	Educational concessions as are normally available to other Backward Classes, are admissible to Scheduled Caste converts to Buddhism, as long as they are educationally and economically backward.  Scheduled Caste converts to Buddhism are entitled to get all the non-statutory concessions and facilities as are given to the Other Backward Classes of the State.
Madras .. .. .	No educational concessions are granted to converts to Buddhism by the Harijan Welfare Department. It appears that all the Harijans converted to any other religion (including Buddhism) are entitled to free house-sites from the land reserved for Harijans.
Mysore .. .. .	The concessions and privileges enjoyed by other backward classes will be allowed to the Buddhist so long as they remain socially, economically and educationally backward.
Orissa .. .. .	The State Government have decided to give educational facilities in the form of stipends and lump sum grants to the scheduled caste converts.
Punjab .. .. .	Instructions have been issued by the State Government to the authorities concerned not to withdraw educational concessions etc., as were enjoyed by the Scheduled Castes before conversion.
Uttar Pradesh .. .. .	Government of Uttar Pradesh have intimated that the question regarding the grant of concessions to the Scheduled Caste converts to Buddhism is under consideration.
Jammu and Kashmir .. .. .	No concessions are granted to the Scheduled Caste converts including those to Buddhism.
West Bengal .. .. .	The State Government have intimated that the Scheduled Caste converted to Buddhism get the educational concessions granted to the Buddhists. But these privileges are enjoyed by them in their capacity as Buddhists and not because of their original caste.
Manipur .. .. .	The Administration have intimated that the question of granting concession to the converts from Scheduled Caste does not arise as there is no Scheduled Caste converts in the territory. However, if there is any conversion the individual will remain entitled to all concessions enjoyed by him before conversion.

APPENDIX XI

COPY OF LETTER No. 23/21/57-SCT. II, DATED THE 15TH MAY, 1958, FROM THE GOVERNMENT OF INDIA, MINISTRY OF HOME AFFAIRS ADDRESSED TO THE STATE GOVERNMENTS

SUBJECT :—*Procedure for release of Central Assistance for Schemes included in the Second Five Year Plan for Backward Classes under the State Sector and under the Centrally sponsored Programmes.*

I am directed to refer to the letter from the Ministry of Finance (Department of Economic Affairs), No. 2 (17)-P.II/58, dated the 12th May, 1958, and the letter from the Planning Commission No. Plan-5/2/57, dated the 12th May, 1958 on the above subject, and to say that in supersession of all the previous instructions the following procedure shall be adopted in regard to the release of Central assistance for the welfare of backward classes :—

1. A substantial portion of the assistance, both under the State and Central Sectors will be made available to the State Governments as lump sum ways and means advances by the Ministry of Finance. Three fourths of the total amount will be released in this way in nine equal monthly instalments beginning with May 1958. Such releases will be made automatically on or about the 15th of the month. The ceilings fixed for the welfare of Backward Classes for the year 1958-59 both under the State Sector and the Centrally Sponsored Programme have already been communicated to the State Government by the Ministry of Finance in their letter No. F. 10(19) P.II.57, dated the 22nd Marh, 1958, and letter of even number, dated 30th April, 1958.

2. (i) The schemes approved by the Working Group for the year 1958-59 within the ceiling fixed by the Planning Commission for the State Sector of the plan may be implemented without waiting for any sanction from this Ministry. These schemes should be sanctioned by the State Government under their normal procedure and a list in the enclosed proforma should be furnished to this Ministry by the end of June, 1958 at the latest.

(ii) As for the Centrally Sponsored Schemes, too, the procedure would be the same. The State Governments are requested to implement all the continuing schemes or the schemes already included in the approved programme but not yet started, without waiting for any specific approval from the Ministry, subject to the ceiling already intimated for the year. They may kindly send a list of all such schemes in the enclosed *proforma* by the end of June, with a statement to the effect that they have been accepted for financial sanction by the State Finance Department. It is hoped that sufficient information will be made available in respect of each scheme to enable the Ministry to judge that the schemes to be implemented follow the approved pattern. Specific approval to these schemes will be issued after receipt of the above statement with the necessary details. In the meantime their implementation may kindly not be held up for want of approval from this Ministry.

3. The schemes for the welfare of Backward Classes will be grouped as follows both under the Central and the State Sectors of the Plan :—

<i>Head of Development Welfare of Backward Classes</i>	<i>Groups.</i>
(a) Scheduled Tribes and Development of Scheduled Areas ..	1. Education. 2. Economic Uplift. 3. Health, housing and other schemes.
(b) Scheduled Castes .. .. .	1. Education. 2. Economic Uplift. 3. Health, housing and other schemes.
(c) Ex-Criminal Tribes .. .. .	1. Education. 2. Other schemes.
(d) Other Backward Classes .. .. .	1. Education. 2. Other schemes.



The intention is that once the State Government have been informed of the amounts of grants available under both the sectors, the final sanctions of payments should be related to the groups specified. Within the group, the State Government will be free to regulate the expenditure on the schemes without reference to this Ministry. Where the total expenditure under one group is proposed to be covered by reduction of expenditure in another group under the same head of development, the concurrence of this Ministry should be obtained and the Planning Commission informed. It may kindly be noted that the accounts for the State and Central Sectors of the plan are to be kept separately.

4. The State Government is requested to forward to the Planning Commission with extracts to this Ministry and to the Ministry of Finance, Department of Economic Affairs, a quarterly statement ending June, September and December giving the total expenditure as recorded in the departmental books under each sub-head. The quarterly statements will show both expenditure in the quarter and the cumulative expenditure. The statement for the third quarter will also indicate the anticipated expenditure for the last quarter of the year. This last figure has to be worked out with reference to the progress of expenditure up to December and a realistic estimate of expenditure for the last quarter. On receipt of the third quarterly statement scheduled for January, this Ministry will sanction the final payment of grants. The Accountant General for your state will clear the ways and means advances given by the Finance Ministry outstanding against the State and credit the difference, if any, in cash to the State Government. As the final payments in each year will be made partly with reference to the estimated expenditure in the last quarter, they will be subject to final adjustment in the following year in the light of the actual expenditure for the year as a whole. It may kindly be kept in mind that these quarterly statements will be forwarded separately for the State and the Central Sectors of the plan and will be in addition to the half-yearly progress reports as already prescribed in this Ministry's letter No. 24/9/57-SCT. II, dated the 25th March, 1958 for giving the physical targets achieved during the period in question.

5. It is hoped that the above procedure will facilitate the implementation of the programme considerably and will enable the State Government to achieve better results than has been possible hitherto.

APPENDIX XII

STATEMENT No. 1

STATEMENT SHOWING GRANTS-IN-AID SANCTIONED BY THE GOVERNMENT OF INDIA AND EXPENDITURE INCURRED BY THE STATE GOVERNMENTS/UNION ADMINISTRATIONS DURING 1956-57 AND 1957-58.

State Sector

SCHMES FOR THE WELFARE OF SCHEDULED TRIBES AND DEVELOPMENT OF SCHEDULED/TRIBAL AREAS

S. No.	Name of the State/Union Territory	1956-57		1957-58	
		Grant-in-aid sanctioned	Expenditure incurred	Grant-in-aid sanctioned	Expenditure incurred (estimated)
(1)	(2)	(3)	(4)	(5)	(7)
		Rs.	Rs.	Rs.	Rs.
1.	Andhra Pradesh .. .. .	18,68,430	16,39,839	18,03,900	35,89,800
2.	Assam .. .. .	1,49,87,000	1,09,05,080	1,46,49,300	1,22,68,500
3.	Bihar .. .. .	14,17,000	61,36,270	19,31,000	63,20,202
4.	Bombay .. .. .	11,10,437	17,48,876	14,30,250	33,87,916
5.	Jammu & Kashmir .. .. .	..	—No Scheduled Tribes—	..	..
6.	Kerala .. .. .	3,83,625	2,62,000	2,67,550	5,35,100
7.	Madhya Pradesh .. .. .	18,84,800	11,72,026	44,82,750	90,02,500
8.	Madras .. .. .	2,26,800	1,19,675	3,13,100	6,76,873
9.	Mysore .. .. .	3,82,850	2,51,036	1,63,500	3,27,000
10.	Orissa .. .. .	21,54,523	42,62,795	23,93,947	46,24,415
11.	Punjab .. .. .	2,20,200	1,73,737	2,33,250	4,66,500
12.	Rajasthan .. .. .	6,66,350	8,83,400	5,30,843	13,92,300
13.	Uttar Pradesh .. .. .	..	—No Scheduled Tribes—	..	..
14.	West Bengal .. .. .	9,63,600	19,97,100	12,18,750	25,97,000
15.	Andaman & Nicobar .. .. .	..	—No Scheduled Tribes—	..	..
16.	Delhi .. .. .	..	—No Scheduled Tribes—	..	..
17.	Himachal Pradesh .. .. .	4,84,647	85,686	5,45,239	5,45,239
18.	Laccadive, Amindivi & Minicoy .. .. .	..	..	..	..
19.	Manipur .. .. .	16,23,000	9,14,882	18,78,976	18,78,840
20.	Tripura .. .. .	10,86,100	10,86,100	16,82,100	16,30,800
TOTAL ..		2,94,59,362	3,16,38,502	3,35,24,455	4,92,42,985

## STATEMENT No. 2

STATEMENT SHOWING GRANTS-IN-AID SANCTIONED BY THE GOVERNMENT OF INDIA AND EXPENDITURE INCURRED BY THE STATE GOVERNMENTS/UNION ADMINISTRATIONS DURING 1956-57 AND 1957-58

## State Sector

## SCHEMES FOR THE WELFARE OF SCHEDULED CASTES

S No.	Name of the State/Union Territory					1956-57		1957-58	
						Grant-in-aid sanctioned	Expenditure incurred	Grant-in-aid sanctioned	Expenditure incurred (estimated)
(1)	(2)					(3)	(4)	(5)	(6)
						Rs.	Rs.	Rs.	Rs.
1.	Andhra Pradesh	..	..	..	..	5,86,558	1,08,990	7,74,750	20,86,000*
2.	Assam	..	..	..	..	2,37,000	4,36,000	2,50,000	4,87,000
3.	Bihar	..	..	..	..	12,91,500	36,95,549	13,94,000	43,22,338
4.	Bombay	..	..	..	..	9,44,673	25,16,175	8,12,227	21,44,963
5.	Jammu & Kashmir	..	..	..	..	3,43,937	1,81,906	1,17,710	2,35,420
6.	Kerala	..	..	..	..	2,47,571	2,73,855	14,27,750	28,55,500
7.	Madhya Pradesh	..	..	..	..	11,12,667	7,95,650†	8,15,300	17,19,600
8.	Madras	..	..	..	..	22,45,494	31,82,124	35,39,105	70,77,210
9.	Mysore	..	..	..	..	18,42,429	23,60,188‡	19,78,000	39,56,000
10.	Orissa	..	..	..	..	5,41,725	10,83,451	4,98,017	9,42,702
11.	Punjab	..	..	..	..	5,68,200	7,90,018	7,17,500	12,18,450
12.	Rajasthan	..	..	..	..	4,99,792	8,60,800	3,80,000	9,23,860
13.	Uttar Pradesh	..	..	..	..	7,61,950	72,40,900	6,81,700	55,60,400
14.	West Bengal	..	..	..	..	2,18,435	9,03,000	3,65,000	12,36,800
15.	Delhi	..	..	..	..	1,10,200	71,596	3,53,600	3,53,600
16.	Himachal Pradesh	..	..	..	..	1,83,464	1,25,473	3,10,000	3,10,124
17.	Manipur	..	..	..	..	31,600	20,738	64,000	64,000
18.	Pondicherry	..	..	..	..	11,000	7,938	1,50,000	1,50,000
19.	Tripura	..	..	..	..	42,000	25,000	43,000	36,500
TOTAL						1,18,20,195	2,46,79,351	1,46,71,659	3,56,80,467

\*Does not include expenditure figures for Andhra Region.

†Does not include expenditure figures for Mahakoshal Region.

‡Does not include expenditure figures for South Kanara and Karnataka Districts.

## STATEMENT No. 3

STATEMENT SHOWING GRANTS-IN-AID SANCTIONED BY THE GOVERNMENT OF INDIA AND EXPENDITURE INCURRED BY THE STATE GOVERNMENTS DURING 1956-57 AND 1957-58.

## State Sector

## SCHEMES FOR THE WELFARE OF EX-CRIMINAL TRIBES.

S. No.	Name of the State	1956-57		1957-58	
		Grant-in-aid sanctioned	Expenditure incurred	Grant-in-aid sanctioned	Expenditure incurred (estimated)
(1)	(2)	(3)	(4)	(5)	(6)
		Rs.	Rs.	Rs.	Rs.
1.	Andhra Pradesh .. .. .	1,15,433	1,53,881	1,45,500	2,93,000
2.	Bihar .. .. .	73,000	18,962	73,000	5,150
3.	Bombay .. .. .	3,78,568	3,63,894	1,82,355	3,28,594
4.	Madhya Pradesh .. .. .	1,32,343	80,125*	62,500	1,40,000
5.	Madras .. .. .	4,43,792	8,73,274	5,54,536	12,73,720
6.	Mysore .. .. .	1,18,656†	..	1,01,500	2,03,000
7.	Orissa .. .. .	58,705	1,11,148	61,460	70,351
8.	Punjab .. .. .	98,332	1,56,756	92,500	1,85,000
9.	Rajasthan .. .. .	1,60,421	2,23,027	78,710	2,48,800
10.	Uttar Pradesh .. .. .	1,18,000	2,14,400	1,21,875	2,49,000
11.	West Bengal .. .. .	42,000	71,670	28,000	41,800
TOTAL ..		17,39,250	22,67,137	15,01,936	30,38,415

\*Does not include figures in respect of Mahakoshal region.

†Does not include figures in respect of Mysore State (old).

## STATEMENT NO. 4

STATEMENT SHOWING GRANTS-IN-AID SANCTIONED BY THE GOVERNMENT OF INDIA AND EXPENDITURE INCURRED BY THE STATE GOVERNMENTS/UNION ADMINISTRATIONS DURING 1956-57 AND 1957-58.

## State Sector

## SCHEMES FOR THE WELFARE OF OTHER BACKWARD CLASSES.

S. No.	Name of the State/Union Territory	1956-57		1957-58	
		Grant-in-aid sanctioned	Expenditure incurred	Grant-in-aid sanctioned	Expenditure incurred (estimated)
(1)	(2)	(3)	(4)	(5)	(6)
		Rs.	Rs.	Rs.	Rs.
1.	Andhra Pradesh .. .. .	1,24,401	2,25,316	1,59,250	3,18,500
2.	Assam .. .. .	..	..	..	..
3.	Bihar .. .. .	6,87,000	18,52,475	6,78,000	23,51,823
4.	Bombay .. .. .	7,23,955	26,64,498	7,80,498	29,53,235
5.	Jammu & Kashmir .. .. .	85,001	N.A.	80,005	1,60,010
6.	Kerala .. .. .	5,843	10,608	4,41,500	8,83,000
7.	Madhya Pradesh .. .. .	2,20,367	3,01,510	3,66,000	7,32,000
8.	Madras .. .. .	3,65,112	6,68,827	6,50,000	13,00,000
9.	Mysore .. .. .	60,400	54,697	1,90,000	3,80,000
10.	Orissa .. .. .	..	..	..	..
11.	Punjab .. .. .	47,500	Expenditure included under Scheduled Castes	..	..
12.	Rajasthan .. .. .	5,66,600	7,31,600	4,78,096	11,67,500
13.	Uttar Pradesh .. .. .	5,62,500	14,15,400	5,92,700	11,85,400
14.	West Bengal .. .. .	10,250	1,79,000	32,000	2,29,000
15.	Delhi .. .. .	..	..	..	..
16.	Himachal Pradesh .. .. .	..	..	..	..
17.	Manipur .. .. .	28,292	28,292	..	..
18.	Pondicherry .. .. .	..	..	..	..
19.	Tripura .. .. .	..	..	..	..
	TOTAL ..	34,87,221	81,32,223	44,48,049	1,16,60,468

**APPENDIX XIII**

**STATEMENT No. 1**

STATEMENT SHOWING EXPENDITURE APPROVED BY THE GOVERNMENT OF INDIA AND EXPENDITURE INCURRED BY THE STATE GOVERNMENTS/UNION ADMINISTRATIONS DURING 1956-57 AND 1957-58.

**Central Sector**

**SCHEMES FOR THE WELFARE OF SCHEDULED TRIBES AND DEVELOPMENT OF SCHEDULED/TRIBAL AREAS.**

S. No.	Name of the State/Union Territory	1956-57		1957-58	
		Expenditure approved	Expenditure incurred	Expenditure approved	Expenditure incurred
(1)	(2)	(3)	(4)	(5)	(6)
		Rs.	Rs.	Rs.	Rs.
1.	Andhra Pradesh .. .. .	11,47,700	46,528	20,26,000	N.A.
2.	Assam .. .. .	10,39,700	8,99,100	42,80,000	23,73,600
3.	Bihar .. .. .	29,66,357	11,82,870	61,13,600	29,40,000
4.	Bombay .. .. .	8,70,388	1,84,787	12,49,746	6 80,210
5.	Jammu & Kashmir .. .. .	.. No Scheduled Tribes			..
6.	Kerala .. .. .	3,17,000	N.A.	4,46,730	N.A.
7.	Madhya Pradesh .. .. .	50,80,000	7,32,000	71,24,000	N.A.
8.	Madras .. .. .	1,45,000	22,311	4,46,953	2,71,793
9.	Mysore .. .. .	1,81,000	51,529	2,69,471	N.A.
10.	Orissa .. .. .	47,43,400	39,91,030	47,94,000	31,25,291
11.	Punjab .. .. .	2,49,160	..	17,24,000	N.A.
12.	Rajasthan .. .. .	6,61,000	3,66,100	8,40,000	6,47,500
13.	Uttar Pradesh .. .. .	.. No Scheduled Tribes			..
14.	West Bengal .. .. .	9,91,000	3,55,240	12,02,700	6,28,000
15.	Andaman & Nicobar .. .. .	.. No Schedule Tribes			..
16.	Delhi .. .. .	.. No Scheduled Tribes			..
17.	Himachal Pradesh .. .. .	2,20,600	47,446	3,30,000	N.A.
18.	Laccadive, Amindivi & Minicoy .. .. .	..	..	..	..
19.	Manipur .. .. .	..	..	9,35,600	2,03,116
20.	Tripura .. .. .	5,93,400	4,09,100	8,83,000	6,72,200
<b>TOTAL</b> ..		<b>1,92,05,705</b>	<b>82,88,041</b>	<b>3,26,65,805</b>	<b>1,15,41,710</b>

## STATEMENT No. 2

STATEMENT SHOWING EXPENDITURE APPROVED BY THE GOVERNMENT OF INDIA AND EXPENDITURE INCURRED BY THE STATE GOVERNMENTS/UNION ADMINISTRATIONS DURING 1956-57 AND 1957-58.

## Central Sector

## SCHEMES FOR THE WELFARE OF SCHEDULED CASTES

S. No.	Name of the State/Union Territory	1956-57		1957-58	
		Expenditure approved	Expenditure incurred	Expenditure approved	Expenditure incurred
(1)	(2)	(3)	(4)	(5)	(6)
		Rs.	Rs.	Rs.	Rs.
1.	Andhra Pradesh .. .. .	9,11,200	2,58,552	14,88,000	N.A.
2.	Assam .. .. .	..	..	2,90,000	2,71,000
3.	Bihar .. .. .	7,33,500	4,77,453	15,80,000	9,17,000
4.	Bombay .. .. .	2,70,090	1,38,524	3,64,900	3,09,325
5.	Jammu & Kashmir .. .. .	..	..	..	..
6.	Kerala .. .. .	5,52,000	N.A.	5,71,500	N.A.
7.	Madhya Pradesh .. .. .	6,94,880	N.A.	10,00,000	N.A.
8.	Madras .. .. .	16,48,966	13,84,128	21,11,000	N.A.
9.	Mysore .. .. .	6,67,000	2,97,048	9,39,000	N.A.
10.	Orissa .. .. .	3,41,000	2,89,500	3,37,500	2,93,300
11.	Punjab .. .. .	8,57,000	..	8,68,500	N.A.
12.	Rajasthan .. .. .	3,50,000	2,05,600	3,48,000	2,29,600
13.	Uttar Pradesh .. .. .	15,43,600	6,91,199	18,92,000	N.A.
14.	West Bengal .. .. .	6,00,000	1,42,600	6,56,000	3,51,600
15.	Delhi .. .. .	..	..	..	..
16.	Himachal Pradesh .. .. .	..	..	27,000	N.A.
17.	Manipur .. .. .	..	..	..	..
18.	Pondicherry .. .. .	..	..	..	..
19.	Tripura .. .. .	..	..	..	..
TOTAL ..		91,69,236	38,84,604	1,24,73,400	23,71,825

## STATEMENT No. 3

STATEMENT SHOWING EXPENDITURE APPROVED BY THE GOVERNMENT OF INDIA AND EXPENDITURE  
INCURRED BY THE STATE GOVERNMENTS/UNION ADMINISTRATIONS DURING 1956-57 AND  
1957-58

## Central Sector

SCHEMES FOR THE WELFARE OF *Ex-CRIMINAL TRIBES*.

S. No.	Name of the State/Union Territory				1956-57		1957-58		
					Expenditure approved	Expenditure incurred	Expenditure approved	Expenditure incurred	
(1)	(2)				(3)	(4)	(5)	(6)	
					Rs.	Rs.	Rs.	Rs.	
1.	Andhra Pradesh	..	..	..	2,16,586	17,375	2,76,610	N.A.	
2.	Bihar	..	..	..	29,700	12,150	45,000	45,000	
3.	Bombay	..	..	..	45,000	45,000	2,24,400	2,24,400	
4.	Madhya Pradesh	..	..	..	76,000	N.A.	1,30,000	N.A.	
5.	Madras	..	..	..	5,39,900	3,69,999	5,87,500	N.A.	
6.	Mysore	..	..	..	1,00,000	N.A.	1,96,109	N.A.	
7.	Orissa	..	..	..	50,000	50,000	50,000	17,026	
8.	Punjab	..	..	..	..	..	80,000	N.A.	
9.	Rajasthan	..	..	..	74,200	70,000	97,000	85,000	
10.	Uttar Pradesh	..	..	..	4,70,000	N.A.	..	..	
11.	West Bengal	..	..	..	20,000	10,000	12,500	N.A.	
				TOTAL	..	16,21,386	5,74,524	16,99,119	3,71,426



STATEMENT NO. 4

STATEMENT SHOWING EXPENDITURE APPROVED BY THE GOVERNMENT OF INDIA AND EXPENDITURE INCURRED BY THE STATE GOVERNMENTS/UNION ADMINISTRATIONS DURING 1956-57 AND 1957-58.

Central Sector

SCHEMES FOR THE WELFARE OF OTHER BACKWARD CLASSES.

S. No.	Name of the State/Union Territory	1956-57		1957-58	
		Expenditure approved	Expenditure incurred	Expenditure approved	Expenditure incurred
(1)	(2)	(3)	(4)	(5)	(6)
1.	Orissa .. .. .	..	..	2,80,000	2,31,800
2.	Delhi .. .. .	..	..	24,000	N.A.
	TOTAL ..	..	..	3,04,000	2,31,800

APPENDIX XIV

STATEMENT NO. 1,

STATEMENT SHOWING STATE-WISE AND SCHEME-WISE BREAK UP OF EXPENDITURE UNDER THE STATE SECTOR AND THE CENTRALLY SPONSORED PROGRAMME DURING THE YEAR 1956-57.

SCHEMES FOR THE WELFARE OF SCHEDULED TRIBES AND DEVELOPMENT OF SCHEDULED/TRIBAL AREAS.

Serial No.	Name of the State/ Union Territory.	Education		Agriculture		Cottage Industries		Medical and Public Health		Co-operation	
		State Sec- tor.	Central Sec- tor.	State Sec- tor.	Central Sec- tor.	State Sec- tor.	Central Sec- tor.	State Sec- tor.	Central Sec- tor.	State Sec- tor.	Central Sec- tor.
(1)	(2)	(3)	(4)	(5)	(6)	(7)	(8)	(9)	(10)	(11)	(12)
1.	Andhra Pradesh	57,287	..	43,212	..	20,351	..	2,51,948	11,609	31,618	10,846
2.	Assam	11,47,900	6,00,000	5,93,000	..	98,830	..	4,61,000	..	39,000	..
3.	Bihar	24,26,844	20,419	5,55,608	59,130	3,63,645	12,991	13,15,518	8,735	..	40,900
4.	Bombay	7,63,663	15,000	1,43,562	20,325	1,92,767	1,01,871	3,82,692	13,391	9,973	34,200
5.	Jammu and Kashmir	..	..	..	..	..	..	..	No Scheduled Tribes	..	..
6.	Kerala	1,68,000	..	25,000	N.A.	..	N.A.	21,200	N.A.	36,200	..
7.	Madhya Pradesh	6,28,909	..	73,450	..	90,800	40,000	75,997	1,86,000	39,214	N.A.
8.	Madras	23,241	..	..	..	2,550	..	31,907	22,311	..	..
9.	Mysore	57,901	..	66,352	25,915	5,050	..	22,931	3,814	..	..
10.	Orissa	17,07,355	2,52,000	3,67,454	..	1,11,559	52,000	6,88,368	..	..	8,40,424
11.	Punjab	33,572	..	28,560	..	40,967	..	10,821	..	..	..
12.	Rajasthan	2,43,200	..	2,13,100	..	47,800	..	65,500	1,16,700	12,900	..
13.	Uttar Pradesh	..	..	..	..	..	..	..	No Scheduled Tribes	..	..
14.	West Bengal	5,37,800	..	1,40,300	..	87,800	18,340	4,52,600	1,53,000	19,000	1,83,900
15.	Andaman Nicobar	..	..	..	..	..	..	..	..	..	..
16.	Delhi	..	..	..	..	..	..	..	No Scheduled Tribes	..	..
17.	Himachal Pradesh	25,666	N.A.	6,733	N.A.	624	N.A.	9,940	24,559	..	2,500
18.	Laccadive, Amindivi & Minicoy	..	..	..	..	..	..	..	..	..	..
19.	Manipur	..	..	95,010	..	13,200	..	2,60,170	..	..	..
20.	Tripura	46,000	..	9,74,200	2,72,700	13,000	14,000	33,700	10,000	8,000	..
	TOTAL	78,67,338	8,87,419	33,25,541	3,78,070	10,88,943	2,39,202	40,84,292	5,50,119	1,95,905	11,11,870

## STATEMENT 1—contd.

Serial Name of the State/ Union Territory.	Housing			Communication			Animal Husbandry			Community Centres			Publicity	
	State	Central	Sec-	State	Central	Sec-	State	Central	Sec-	State	Central	Sec-	State	Central
	(13)	(14)	(15)	(16)	(17)	(18)	(19)	(20)	(21)	(22)	(23)	(24)	(25)	(26)
1. Andhra Pradesh ..	..	..	11,18,518	..	94,661	..	..	..	..	..	..	..	..	..
2. Assam ..	..	..	69,87,000	1,03,000	16,900	..	..	..	..	..	..	..	44,000	..
3. Bihar ..	..	1,82,600	2,85,251	86,085	6,463	1,785	..	..	..	..	..	..	..	..
4. Bombay ..	1,36,866	..	..	..	..	..	..	..	..	..	..	..	..	..
5. Jammu and Kashmir ..	..	..	..	..	..	..	..	..	..	..	..	..	..	..
6. Kerala ..	..	N.A.	..	..	..	..	..	..	..	..	..	..	..	..
7. Madhya Pradesh ..	61,920	70,000	1,04,358	1,73,000	..	..	33,900	..	..	..	..	..	441	..
8. Madras ..	61,977	..	..	..	..	..	..	..	..	..	..	..	..	..
9. Mysore ..	80,000	19,150	11,708	2,650	5,842	..	..	..	..	..	..	..	52	..
10. Orissa ..	2,00,000	6,00,000	1,50,000	5,00,000	13,282	97,647	..	..	..	..	..	..	..	..
11. Punjab ..	..	..	..	..	16,615	..	..	..	..	..	..	..	..	..
12. Rajasthan ..	23,000	30,000	500	..	..	..	..	..	..	..	..	..	25,000	..
13. Uttar Pradesh ..	..	..	..	..	..	..	..	..	..	..	..	..	..	..
14. West Bengal ..	1,00,000	..	2,01,600	..	91,800	..	..	..	..	..	..	..	3,600	..
15. Andaman & Nicobar ..	..	..	..	..	..	..	..	..	..	..	..	..	..	..
16. Delhi ..	..	..	..	8,234	17,561	5,653	..	..	..	..	..	..	17,562	..
17. Himachal Pradesh ..	..	..	..	..	..	..	..	..	..	..	..	..	..	..
18. Laccadive, Amindivi and Minicoy ..	2,810	..	2,16,600	..	13,005	..	..	..	..	..	..	..	..	..
19. Manipur ..	..	59,000	..	..	..	11,400	..	..	..	..	..	..	..	..
20. Tripura ..	..	..	..	..	..	..	..	..	..	..	..	..	..	..
TOTAL ..	6,66,573	9,60,750	90,75,535	8,72,969	2,76,129	1,16,485	33,900	..	..	..	..	..	90,655	..

## STATEMENT NO. 1—Contd.

Serial No.	Name of the State/ Union Territory.	Rehabilitation			Aid to Voluntary Agencies			Special Multi-purpose Blocks			Miscellaneous			Total of State Sector.	Total of Central Sector.
		State Sec- tor.	Central Sec- tor.	State Sec- tor.	State Sec- tor.	Central Sec- tor.	State Sec- tor.	Central Sec- tor.	State Sec- tor.	Central Sec- tor.	State Sec- tor.	Central Sec- tor.	State Sec- tor.		
		(23)	(24)	(25)	(26)	(27)	(28)	(29)	(30)	(31)	(32)				
1.	Andhra Pradesh ..	21,000	24,073	..	..	..	N.A.	1,244	..	16,39,839	46,528	16,39,839	46,528		
2.	Assam ..	..	..	1,65,000	..	..	1,96,100	13,52,450	..	1,09,05,080	8,99,100*	1,09,05,080	8,99,100*		
3.	Bihar ..	74,325	..	86,205	..	..	7,71,125	{ 2,72,040 7,50,371(A.dim). }	..	61,36,270	11,82,870	61,36,270	11,82,870		
4.	Bombay ..	84,009	..	10,837	..	..	N.A.	{ 15,027 9,480(A.dim). }	..	17,48,876	1,84,787	17,48,876	1,84,787		
5.	Jammu and Kashmir ..	..	..	..	..	..	..	..	..	..	..	..	..		
					No Scheduled Tribes										
6.	Kerala ..	..	..	..	..	..	..	11,600	..	2,62,000	..	2,62,000	..		
7.	Madhya Pradesh ..	..	..	32,333	1,15,000	..	1,48,000	30,704	..	11,72,026	7,32,000	11,72,026	7,32,000		
8.	Madras ..	..	..	..	..	..	..	..	..	1,19,675	22,311	1,19,675	22,311		
9.	Mysore ..	..	..	1,200	..	..	..	..	..	2,51,036	51,529	2,51,036	51,529		
10.	Orissa ..	6,44,530	..	25,000	..	..	4,50,000	3,55,247	11,98,959	42,62,795	39,91,030	42,62,795	39,91,030		
11.	Punjab ..	..	..	..	..	..	..	43,202	..	1,73,737	..	1,73,737	..		
12.	Rajasthan ..	35,500	2,01,800	1,38,900	..	..	17,600	78,000	..	8,83,400	3,66,100	8,83,400	3,66,100		
13.	Uttar Pradesh ..	..	..	..	No Scheduled Tribes			..	..	..	..	..	..		
14.	West Bengal ..	..	..	52,600	..	..	..	3,10,000	..	19,97,100	3,55,240	19,97,100	3,55,240		
15.	Andaman & Nicobar ..	..	..	..	..	..	..	..	..	..	..	..	..		
16.	Delhi ..	..	..	..	No Scheduled Tribes			..	..	..	..	..	..		
17.	Himachal Pradesh ..	..	..	7,600	..	..	..	..	6,500	85,686	47,446	85,686	47,446		
18.	Laccadive, Amindivi- and Minicoy.	..	..	..	..	..	..	..	..	..	..	..	..		
19.	Manipur ..	..	..	2,50,000	..	..	..	64,087	..	9,14,882	..	9,14,882	..		
20.	Tripura ..	..	..	..	..	..	42,000	11,200	..	10,86,100	4,09,100	10,86,100	4,09,100		
	TOTAL	8,59,364	2,25,873	7,69,675	1,15,000	..	16,24,825	33,04,652	12,05,459	3,16,38,502	82,88,041	3,16,38,502	82,88,041		

\*Excluding Rs. 40.00 lakhs paid annually to the Government of Assam under Clause (a) of Second Proviso of Article 275(1) of the Constitution.

## STATEMENT NO. 2

STATEMENT SHOWING STATE-WISE AND SCHEME-WISE BREAK UP OF EXPENDITURE UNDER THE STATE SECTOR AND THE CENTRALLY SPONSORED PROGRAMME DURING THE YEAR 1957-58. SCHEMES FOR THE WELFARE OF SCHEDULED TRIBES AND DEVELOPMENT OF SCHEDULED TRIBAL AREAS.

Serial No.	Name of the State/ Union Territory.	Education			Agricultural			Cottage Industries			Medical and Public Health			Co-operation		
		State Sec- tor.	Central Sec- tor.	State Sec- tor.	Central Sec- tor.	State Sec- tor.	Central Sec- tor.	State Sec- tor.	Central Sec- tor.	State Sec- tor.	Central Sec- tor.	State Sec- tor.	Central Sec- tor.	State Sec- tor.	Central Sec- tor.	
(1)	(2)	(3)	(4)	(5)	(6)	(7)	(8)	(9)	(10)	(11)	(12)	(13)	(14)	(15)	(16)	
1.	Andhra Pradesh	..	..	2,78,800	..	99,300	N.A.	9,98,500	N.A.	2,84,200	N.A.	..	..	..	..	
2.	Assam	..	6,00,000	10,29,000	..	1,33,800	83,600	10,85,200	1,40,000	1,12,300	..	..	..	..	..	
3.	Bihar	..	2,54,000	7,80,130	1,40,000	3,89,895	2,03,000	7,07,028	1,01,000	9,000	1,00,000	..	..	..	..	
4.	Bombay	..	1,33,906	4,02,658	19,825	2,95,135	1,18,859	7,47,574	2,62,720	96,160	51,900	..	..	..	..	
5.	Jammu & Kashmir	..	N.A.	82,800	N.A.	..	N.A.	23,800	N.A.	49,000	..	..	..	..	..	
6.	Kerala	..	51,91,000	5,75,300	..	5,71,000	N.A.	8,35,000	N.A.	4,24,200	N.A.	..	..	..	..	
7.	Madhya Pradesh	..	..	1,07,965	..	97,448	10,742	91,400	52,144	..	..	..	..	..	..	
8.	Madras	..	..	55,000	N.A.	10,000	..	65,000	N.A.	5,000	..	..	..	..	..	
9.	Mysore	..	..	4,75,326	..	93,952	1,05,595	7,75,984	..	..	..	..	..	..	5,82,220	
10.	Orissa	..	2,57,032	70,000	N.A.	42,000	N.A.	33,000	N.A.	..	..	..	..	..	..	
11.	Punjab	..	..	2,68,000	..	86,500	11,600	96,300	1,22,000	..	..	..	..	..	..	
12.	Rajasthan	..	..	..	..	..	..	..	..	..	..	..	..	..	..	
13.	Uttar Pradesh	..	..	..	..	..	..	..	..	..	..	..	..	..	..	
14.	West Bengal	..	..	3,02,400	10,000	1,60,000	1,27,700	4,76,800	2,61,900	35,000	77,700	..	..	..	..	
15.	Andaman & Nicobar	..	..	..	..	..	..	..	..	..	..	..	..	..	..	
16.	Delhi	..	..	..	..	..	..	..	..	..	..	..	..	..	..	
17.	Himachal Pradesh	..	1,10,571	97,318	N.A.	30,500	N.A.	98,010	N.A.	7,400	N.A.	..	..	..	..	
18.	Laccadive, Amindivi & Minicoy.	..	..	..	..	..	..	..	..	..	..	..	..	..	..	
19.	Manipur	..	..	2,10,000	1,12,222	75,340	3,604	3,46,500	..	..	..	..	..	..	..	
20.	Tripura	..	..	13,93,400	3,60,400	17,900	44,300	45,800	16,100	31,100	..	..	..	..	..	
	TOTAL	..	1,54,43,917	12,56,938	61,28,097	6,42,447	21,02,770	7,09,000	64,25,896	9,55,864	10,53,360	8,11,820	..	..	..	

## STATEMENT—NO. 2—contd..

Serial No.	Name of the State/ Union Territory.	Housing		Communications		Animal Husbandry		Community Centres		Publicity	
		State Sector (13)	Central Sector (14)	State Sector (15)	Central Sector (16)	State Sector (17)	Central Sector (18)	State Sector (19)	Central Sector (20)	State Sector (21)	Central Sector (22)
1.	Andhra Pradesh	..	..	11,40,800	N.A.	41,000	..	..	..	8,000	..
2.	Assam	..	2,00,000	68,06,600	3,00,000	1,24,500	..	..	..	..	..
3.	Bihar	..	3,82,000	3,43,240	4,62,000	5,324	40,400	..	..	..	..
4.	Bombay	..	1,94,534	30,586	61,500	7,100	..	..	..	..	..
5.	Jammu & Kashmir	No Scheduled Tribes									
6.	Kerala	1,28,000	..	..	..	..	..	..	..	..	..
7.	Madhya Pradesh	70,000	N.A.	2,36,000	N.A.	3,39,000	..	2,37,000	..	1,92,000	..
8.	Madras	1,07,400	2,08,907	..	..	..	..	..	..	..	..
9.	Mysore	1,00,000	N.A.	10,000	N.A.	..	..	..	..	..	..
10.	Orissa	2,00,000	6,00,000	2,00,000	5,00,000	1,02,784	29,937	..	..	..	..
11.	Punjab	..	..	..	N.A.	74,500	..	..	..	..	..
12.	Rajasthan	42,000	14,000	1,25,000	..	..	..	..	..	21,500	..
13.	Uttar Pradesh	No Scheduled Tribes									
14.	West Bengal	1,12,000	1,48,700	60,200	2,000	1,62,800	..	..	..	9,800	..
15.	Andaman & Nicobar	..	..	..	..	..	..	..	..	..	..
16.	Delhi	No Scheduled Tribes									
17.	Himachal Pradesh	..	N.A.	29,962	N.A.	72,550	N.A.	..	..	43,178	..
18.	Laccadive, Amindivi & Minicoy.	..	..	..	..	..	..	..	..	..	..
19.	Manipur	1,00,000	..	4,00,000	87,290	40,000	..	..	..	..	..
20.	Tripura	..	20,000	..	20,000	..	15,400	..	..	..	..
	TOTAL	10,53,934	16,05,107	93,82,388	14,32,790	9,69,558	85,737	2,37,000	..	2,74,478	..

## STATEMENT No. 2—contd.

Serial No.	Name of the State/ Union Territory.	Rehabilitation		Aid to Voluntary Agencies		Special Multi-Purpose Tribal Blocks.		Miscellaneous		Total	
		State Sector (23)	Central Sector (24)	State Sector (25)	Central Sector (26)	State Sector (27)	Central Sector (28)	State Sector (29)	Central Sector (30)	State Sector (31)	Central Sector (32)
1.	Andhra Pradesh	2,24,000	N.A.	..	..	..	N.A.	1,10,000	..	35,89,800	N.A.
2.	Assam	..	..	1,70,000	..	..	10,50,000	13,87,600	..	1,22,68,500	23,73,600*
3.	Bihar	1,23,543	..	95,000	..	..	12,57,600	11,33,610	..	63,20,202	29,40,000
4.	Bombay	35,000	..	21,450	..	..	..	1,43,107	..	33,87,916	6,80,210
5.	Jammu & Kashmir	No Scheduled Tribes									
6.	Kerala	..	..	..	N.A.	..	..	18,600	..	5,35,100	N.A.
7.	Madhya Pradesh	..	..	1,42,000	..	..	..	1,90,000	..	90,02,500	N.A.
8.	Madras	..	..	..	..	..	..	13,860	..	6,76,873	2,71,793
9.	Mysore	..	..	..	..	..	..	..	..	3,27,000	N.A.
10.	Orissa	6,20,091	..	30,000	1,16,507	..	9,34,000	3,58,776	..	46,24,415	31,25,291
11.	Punjab	..	..	..	..	..	..	59,000	..	4,66,500	N.A.
12.	Rajasthan	70,700	2,94,600	2,19,600	..	..	1,93,300	66,400	..	13,92,300	6,47,500
13.	Uttar Pradesh	No Scheduled Tribes									
14.	West Bengal	..	..	30,400	..	..	..	4,04,400	..	25,97,000	6,28,000
15.	Andaman & Nicobar	..	..	..	..	..	..	..	..	..	..
16.	Delhi	No Scheduled Tribes									
17.	Himachal Pradesh	..	..	4,750	..	..	..	51,000	..	5,45,239	N.A.
18.	Laccadive, Amindivi- and Minicoy.	..	..	..	..	..	..	..	..	..	..
19.	Manipur	..	..	2,73,000	..	..	..	1,59,000	..	18,78,840	2,03,116
20.	Tripura	..	..	..	..	..	1,96,000	11,700	..	16,30,800	6,72,200
	TOTAL	10,73,334	2,94,600	9,86,200	1,16,507	..	36,30,900	41,12,053	..	4,92,42,985	1,15,41,710

\*Excluding Rs. 40.00 lakhs paid annually to the Government of Assam under Clause (a) of Second Proviso of Article 275 (I) of the Constitution.

## STATEMENT NO.—3

## STATEMENT SHOWING STATE-WISE AND SCHEME-WISE BREAK-UP OF EXPENDITURE UNDER THE STATE SECTOR AND THE CENTRALLY SPONSORED PROGRAMME DURING THE YEAR 1956-57.

## SCHEMES FOR THE WELFARE OF SCHEDULED CASTES.

S. No.	Name of the State/ Union Territory.	Education		Agriculture		Cottage Industries		Public Health		Housing	
		(3)	(4)	(5)	(6)	(7)	(8)	(9)	(10)	(11)	(12)
1.	Andhra Pradesh ..	20,633	..	..	40,000	5,000	21,991	21,046	71,575	24,756	89,858
2.	Assam ..	1,18,000	..	..	..	6,000	..	60,000	..	95,000	..
3.	Bihar ..	24,43,928	..	2,78,615	52,036	1,41,445	2,51,667	5,73,139	..	64,755	1,73,750
4.	Bombay ..	7,35,972	..	1,80,839	33,670	19,456	..	1,55,029	50,000	10,22,117	25,020
5.	Jammu & Kashmir	60,000	..	N.A.	..	..	..	8,725	..	50,000	..
6.	Kerala ..	N.A.	..	..	..	N.A.	..	60,715	..	1,66,000	..
7.	Madhya Pradesh ..	6,63,000	..	..	..	10,000	N.A.	50,359	N.A.	..	N.A.
8.	Madras ..	7,81,186	..	5,78,050	6,24,830	22,448	3,97,895	4,24,420	1,37,403	13,38,091	2,24,000
9.	Mysore ..	51,155	..	5,28,538	1,44,584	1,728	9,926	80,915	6,780	16,63,453	1,24,479
10.	Orissa ..	4,22,699	..	..	..	37,500	10,000	1,51,737	79,500	1,00,000	2,00,000
11.	Punjab ..	2,33,143	..	..	..	79,073	..	1,55,000	..	2,40,000	..
12.	Rajasthan ..	4,13,100	..	..	..	55,700	38,100	56,400	8,500	70,800	1,59,000
13.	Uttar Pradesh ..	61,78,000	..	1,50,000	51,000	1,93,200	1,24,000	3,00,000	1,20,000	3,20,000	3,75,000
14.	West Bengal ..	7,02,700	..	..	..	29,800	3,400	1,13,700	1,39,200	..	..
15.	Delhi ..	..	..	..	..	..	..	4,753	..	62,250	..
16.	Himachal Pradesh ..	24,306	..	1,900	..	8,859	..	35,049	..	20,358	..
17.	Manipur ..	118	..	..	..	Nil	..	Nil	..	..	..
18.	Pondicherry ..	2,000	..	..	..	..	..	..	..	..	..
19.	Tripura ..	6,800	..	..	..	3,200	..	..	..	15,000	..
	TOTAL ..	1,28,56,740	..	17,17,942	9,46,120	6,13,409	8,56,979	22,50,987	6,12,958	52,52,580	13,71,107



## STATEMENT No. 3—contd.

S. No.	Name of the State/ Union Territory.	Co-operation		Communications		Publicity		Non-official Organisation		Annual Husbandry	
		State Sector (13)	Central Sector (14)	State Sector (15)	Central Sector (16)	State Sector (17)	Central Sector (18)	State Sector (19)	Central Sector (20)	State Sector (21)	Central Sector (22)
1.	Andhra Pradesh	..	..	..	..	3,455	..	15,000	..	..	..
2.	Assam	14,000	..	..	..	61,000	..	70,000	..	..	..
3.	Bihar	25,256	..	..	..	..	..	1,68,411	..	..	..
4.	Bombay	5,277	..	..	..	1,72,661	..	1,04,101	..	..	..
5.	Jammu & Kashmir	..	..	..	..	N.A.	..	..	..	..	..
6.	Kerala	..	..	..	..	39,000	..	8,140	..	..	..
7.	Madhya Pradesh	..	..	..	..	5,908	..	39,606	..	..	..
8.	Madras	..	..	..	..	509	..	37,420	..	..	..
9.	Mysore	..	..	..	11,279	9,455	..	N.A.	..	..	..
10.	Orissa	..	..	..	..	..	..	3,65,500	..	..	..
11.	Punjab	..	..	..	..	35,126	..	..	..	..	..
12.	Rajasthan	..	..	..	..	64,400	..	1,33,200	..	..	..
13.	Uttar Pradesh	..	17,500	..	..	98,000	..	1,700	..	..	..
14.	West Bengal	..	..	..	..	15,300	..	41,500	..	..	..
15.	Delhi	..	..	..	..	4,555	..	..	..	..	..
16.	Himachal Pradesh	2,000	..	14,591	..	17,410	..	1,000	..	..	..
17.	Manipur	..	..	3,754	..	510	..	..	..	..	..
18.	Pondicherry	..	..	..	..	200	..	..	..	..	..
19.	Tripura	..	..	..	..	..	..	..	..	..	..
TOTAL		46,533	17,500	18,345	11,279	5,27,489	..	9,85,578	..	..	..

STATEMENT No. 3—contd.

S. No.	Name of the State/ Union Territory	Community Centres		Rehabilitation/colonisation		Miscellaneous		Total of State Sector (29)	Total of Central Sector (30)
		State Sector (23)	Central Sector (24)	State Sector (25)	Central Sector (26)	State Sector (27)	Central Sector (28)		
1.	Andhra Pradesh ..	19,100	..	..	35,128	..	..	1,08,990	2,58,552
2.	Assam ..	..	..	..	..	12,000	..	4,36,000	..
3.	Bihar ..	..	..	..	..	..	..	36,95,549	4,77,453
4.	Bombay ..	3,888	..	..	29,834	1,16,835	..	25,16,175	1,38,524
5.	Jammu & Kashmir ..	63,181	..	..	..	..	..	1,81,906	..
6.	Kerala ..	..	..	..	..	..	..	2,73,855	..
7.	Madhya Pradesh ..	..	..	..	..	26,777	..	7,95,650	..
8.	Madras ..	..	..	..	..	..	..	31,82,124	13,84,128
9.	Mysore ..	24,944	..	..	..	..	..	23,60,188	2,97,048
10.	Orissa ..	..	..	..	..	6,015	..	10,83,451	2,89,500
11.	Punjab ..	47,676	..	..	..	..	..	7,90,018	..
12.	Rajasthan ..	..	..	..	..	..	..	8,60,800	2,05,600
13.	Uttar Pradesh ..	..	..	..	..	67,200	..	72,40,900	6,91,199
14.	West Bengal ..	..	..	..	..	..	3,699	9,03,000	1,42,600
15.	Delhi ..	..	..	..	..	..	..	71,596	..
16.	Himachal Pradesh ..	..	..	..	..	..	..	1,25,473	..
17.	Manipur ..	16,356	..	..	..	..	..	20,738	..
18.	Pondicherry ..	..	..	..	..	5,738	..	7,938	..
19.	Tripura ..	..	..	..	..	..	..	25,000	..
TOTAL		1,75,145	..	..	64,962	2,34,603	3,699	2,46,79,351	38,84,604

## STATEMENT No. 4

STATEMENT SHOWING STATE-WISE AND SCHEME-WISE BREAK-UP OF EXPENDITURE UNDER THE STATE SECTOR AND THE CENTRALLY SPONSORED PROGRAMME DURING THE YEAR 1957-58.

## SCHEMES FOR THE WELFARE OF SCHEDULED CASTES.

S. No.	Name of the State/ Union Territory	Education		Agriculture		Cottage Industries		Public Health		Housing	
		State Sector	Central Sector	State Sector	Central Sector	State Sector	Central Sector	State Sector	Central Sector	State Sector	Central Sector
(1)	(2)	(3)	(4)	(5)	(6)	(7)	(8)	(9)	(10)	(11)	(12)
1.	Andhra Pradesh	3,41,000	..	..	N.A.	30,000	N.A.	2,92,000	N.A.	8,46,000	N.A.
2.	Assam	1,14,000	..	..	..	17,000	21,000	90,000	50,000	95,000	2,00,000
3.	Bihar	29,79,870	..	4,97,726	1,50,000	1,57,150	2,78,000	3,24,671	..	1,50,419	4,89,000
4.	Bombay	10,29,489	..	75,000	35,325	31,000	59,000	1,49,432	66,000	4,52,515	1,19,000
5.	Jammu & Kashmir	97,690	..	2,000	..	11,430	..	30,000	..	5,000	..
6.	Kerala	16,69,100	..	1,00,000	..	50,500	..	57,100	..	8,00,000	N.A.
7.	Madhya Pradesh	11,01,600	..	1,31,000	..	92,000	N.A.	69,000	N.A.	..	N.A.
8.	Madras	20,92,500	..	9,20,000	N.A.	91,000	N.A.	5,92,000	N.A.	31,42,000	N.A.
9.	Mysore	4,34,000	..	1,70,000	N.A.	79,000	..	2,30,000	..	29,00,000	..
10.	Orissa	3,44,339	..	..	..	37,500	13,500	1,53,432	80,000	1,00,000	1,99,800
11.	Punjab	5,68,000	..	..	..	1,01,750	..	1,21,550	..	2,77,950	N.A.
12.	Rajasthan	4,57,000	..	..	..	80,600	65,000	43,500	43,000	44,900	1,21,600
13.	Uttar Pradesh	47,57,000	..	1,50,000	..	3,05,600	N.A.	2,00,000	N.A.	..	N.A.
14.	West Bengal	8,52,700	..	..	..	1,13,300	82,800	2,13,000	1,17,500	300	1,51,300
15.	Delhi	..	..	..	..	9,000	..	5,000	..	3,00,000	..
16.	Himachal Pradesh	81,074	..	14,250	..	22,800	N.A.	66,900	..	40,000	..
17.	Manipur	14,500	..	..	..	6,000	..	14,500	..	20,000	..
18.	Pondicherry	52,500	..	5,000	..	19,000	..	10,000	..	46,000	..
19.	Tripura	13,000	..	..	..	8,500	..	..	..	15,000	..
TOTAL		1,69,99,362	..	20,64,976	1,85,325	12,63,130	5,19,300	26,62,085	3,56,500	92,35,084	12,80,700

STATEMENT No. 4—contd.

S. No.	Name of the State/ Union Territory	Co-operation		Communication		Publicity		Non-official Organisations		Animal Husbandry	
		State Sector	Central Sector	State Sector	Central Sector	State Sector	Central Sector	State Sector	Central Sector	State Sector	Central Sector
		(13)	(14)	(15)	(16)	(17)	(18)	(19)	(20)	(21)	(22)
1.	Andhra Pradesh	..	..	..	..	1,20,000	..	1,20,000	..	..	..
2.	Assam	14,000	..	..	..	68,000	..	71,000	..	..	..
3.	Bihar	25,358	..	..	..	..	..	1,87,144	..	..	..
4.	Bombay	8,000	..	..	..	1,87,586	..	1,06,014	..	..	..
5.	Jammu & Kashmir	4,600	..	..	..	2,500	..	..	..	..	..
6.	Kerala	..	..	..	..	50,200	..	9,600	..	..	..
7.	Madhya Pradesh	48,000	..	..	..	93,000	..	1,30,000	..	..	..
8.	Madras	..	..	..	..	64,702	..	43,008	..	..	..
9.	Mysore	..	..	..	N.A.	15,000	..	23,000	..	..	..
10.	Orissa	..	..	..	..	..	..	3,00,000	..	..	..
11.	Punjab	..	..	..	..	25,000	..	..	..	..	..
12.	Rajasthan	..	..	..	..	39,300	..	1,74,560	..	..	..
13.	Uttar Pradesh	..	..	..	..	1,11,000	..	10,500	..	..	..
14.	West Bengal	..	..	..	..	19,000	..	38,500	..	..	..
15.	Delhi	..	..	..	..	3,000	..	..	..	..	..
16.	Himachal Pradesh	10,000	..	27,550	..	27,550	..	10,000	..	..	..
17.	Manipur	..	..	4,000	..	1,500	..	..	..	..	..
18.	Pondicherry	..	..	..	..	1,300	..	..	..	..	..
19.	Tripura	..	..	..	..	..	..	..	..	..	..
TOTAL		1,09,958	..	31,550	..	8,28,638	..	12,23,326	..	..	..

## STATEMENT No. 4—contd.

S. No.	Name of the State/ Union Territory.	Community Centres.		Rehabilitation		Miscellaneous		Grand Total	
		State Sector. (23)	Central Sector. (24)	State Sector. (25)	Central Sector. (26)	State Sector. (27)	Central Sector. (28)	State Sector. (29)	Central Sector. (30)
1.	Anjhra Pradesh ..	..	..	..	..	3,37,000	..	20,86,000	N.A.
2.	Assam ..	..	..	..	..	18,000	..	4,87,000	2,71,000
3.	Bihar ..	..	..	..	..	..	..	43,22,338	9,17,000
4.	Bombay ..	6,000	..	..	30,000	99,927	..	21,44,963	3,09,325
5.	Jammu & Kashmir ..	82,200	..	..	..	..	..	2,35,420	..
6.	Kerala ..	..	..	..	..	1,19,000	..	28,55,500	N.A.
7.	Madhya Pradesh ..	..	..	..	..	55,000	..	17,19,600	N.A.
8.	Madras ..	1,32,000	..	..	..	..	..	70,77,210	N.A.
9.	Mysore ..	1,00,000	..	..	..	5,000	..	39,56,000	N.A.
10.	Orissa ..	..	..	..	..	7,431	..	9,42,702	2,93,300
11.	Punjab ..	1,24,200	..	..	..	..	..	12,18,450	N.A.
12.	Rajasthan ..	4,000	..	..	..	80,000	..	9,23,860	2,29,600
13.	Uttar Pradesh ..	..	..	..	..	26,300	..	55,60,400	N.A.
14.	West Bengal ..	..	..	..	..	..	..	12,36,800	3,51,600
15.	Delhi ..	..	..	..	..	36,600	..	3,53,600	..
16.	Himachal Pradesh ..	..	..	..	..	10,000	..	3,10,124	N.A.
17.	Manipur ..	2,500	..	..	..	1,000	..	64,000	..
18.	Pondicherry ..	..	..	..	..	16,200	..	1,50,000	..
19.	Tripura ..	..	..	..	..	..	..	36,500	..
	TOTAL ..	4,50,900	..	..	30,000	8,11,458	..	3,56,80,467	23,71,825

STATEMENT NO. 5

STATEMENT SHOWING STATE-WISE AND SCHEME-WISE BREAK-UP OF EXPENDITURE UNDER THE STATE SECTOR AND CENTRALLY SPONSORED PROGRAMME DURING THE YEAR 1956-57.  
SCHEME FOR THE WELFARE OF EX-CRIMINAL TRIBES

Serial No.	Name of the State	Education		Agriculture		Cottage Industries		Medical and Public Health.		Co-operation	
		State Sector	Central Sector	State Sector	Central Sector	State Sector	Central Sector	State Sector	Central Sector	State Sector	Central Sector
(1)	(2)	(3)	(4)	(5)	(6)	(7)	(8)	(9)	(10)	(11)	(12)
1.	Andhra Pradesh	13,837	..	21,092	..	14,975	..	18,539	..	..	..
2.	Bihar	65	..	117	..	..	..	500	..	..	..
3.	Bombay	1,59,945	..	14,279	..	1,16,265	..	1,000	..	..	..
4.	Madhya Pradesh	12,115	..	..	..	..	..	1,260	..	..	..
5.	Madras	3,45,674	19,577	4,00,129	1,88,000	30,909	10,000	20,516	..	5,000	..
6.	Mysore	..	..	..	..	..	..	..	..	..	..
7.	Orissa	8,060	..	17,160	30,000	6,557	..	6,500	..	..	..
8.	Punjab	24,156	..	15,000	..	..	..	..	..	..	..
9.	Rajasthan	97,100	..	2,476	..	32,000	..	5,800	..	..	..
10.	Uttar Pradesh	26,000	..	50,000	..	58,400	..	..	..	..	..
11.	West Bengal	..	..	..	..	..	..	..	..	..	..
TOTAL		6,86,952	19,577	5,20,253	2,18,000	2,59,106	10,000	54,115	..	5,000	..

STATEMENT No. 5—contd.

Serial No.	Name of the State	Housing		Communications		Animal Husbandry		Community Centre		Publicity	
		State Sector.	Central Sector.	State Sector.	Central Sector.	State Sector.	Central Sector.	State Sector.	Central Sector.	State Sector.	Central Sector.
		(13)	(14)	(15)	(16)	(17)	(18)	(19)	(20)	(21)	(22)
1.	Andhra Pradesh	80,038	..	..	..	..	..	..	..	..	..
2.	Bihar	280	12,510	..	..	..	..	..	..	..	..
3.	Bombay	21,936	..	..	..	11,951	..	2,448	..	..	..
4.	Madhya Pradesh	3,250	..	..	..	..	..	..	..	..	..
5.	Madras	70,946	1,52,422	..	..	..	..	..	..	..	..
6.	Mysore	..	..	..	..	..	..	..	..	..	..
7.	Orissa	50,600	20,000	..	..	..	..	21,000	..	..	..
8.	Punjab	79,800	..	..	..	..	..	..	..	..	..
9.	Rajasthan	10,000	..	..	..	..	..	..	..	1,000	..
10.	Uttar Pradesh	40,000	..	..	..	..	..	..	..	..	..
11.	West Bengal	..	..	..	..	..	..	..	..	..	..
	<b>TOTAL</b>	<b>3,56,850</b>	<b>1,84,572</b>	..	..	<b>11,951</b>	..	<b>23,448</b>	..	<b>1,000</b>	..

STATEMENT No 5—contd.

Serial No.	Name of the State	Rehabilitation		Grant to Voluntary Agencies		Miscellaneous		Total	
		State Sector (23)	Central Sector (24)	State Sector (25)	Central Sector (26)	State Sector (27)	Central Sector (28)	State Sector (29)	Central Sector (30)
1.	Andhra Pradesh ..	5,000	17,375	400	..	..	..	1,53,881	17,375
2.	Bihar ..	..	..	18,000	..	..	..	18,962	12,150
3.	Bombay ..	31,500	45,000	..	..	4,570	..	3,63,894	45,000
4.	Madhya Pradesh ..	58,500	..	..	..	5,000	..	80,125	..
5.	Madras ..	..	..	..	..	..	..	8,73,274	3,69,999
6.	Mysore ..	..	..	..	..	..	..	..	..
7.	Orissa ..	..	..	..	..	1,371	..	1,11,148	50,000
8.	Punjab ..	37,800	..	..	..	..	..	1,56,756	..
9.	Rajasthan ..	33,095	70,000	35,756	..	5,800	..	2,23,027	70,000
10.	Uttar Pradesh ..	40,000	..	..	..	..	..	2,14,400	..
11.	West Bengal ..	71,670	10,000	..	..	..	..	71,670	10,000
TOTAL		2,77,565	1,42,375	54,156	..	16,741	..	22,67,137	5,74,524



STATEMENT No. 6

STATEMENT SHOWING STATE-WISE AND SCHEME-WISE BREAK-UP OF EXPENDITURE UNDER THE STATE SECTOR AND CENTRALLY SPONSORED PROGRAMME DURING THE YEAR 1957-58.

SCHEMES FOR THE WELFARE OF EX-CRIMINAL TRIBES.

Serial No.	Name of the State	Education		Agriculture		Cottage Industries		Medical Public Health		Co-operation	
		State Sector.	Central Sector.	State Sector.	Central Sector.	State Sector.	Central Sector.	State Sector.	Central Sector.	State Sector.	Central Sector.
(1)	(2)	(3)	(4)	(5)	(6)	(7)	(8)	(9)	(10)	(11)	(12)
1.	Andhra Pradesh ..	23,500	..	77,500	N.A.	25,000	N.A.	55,000	..	..	..
2.	Bihar ..	195	..	2,575	..	..	..	1,500	..	..	..
3.	Bombay ..	1,68,155	..	24,849	..	92,888	..	3,200	..	..	..
4.	Madhya Pradesh ..	50,000	..	10,000	N.A.	..	N.A.	27,000	..	5,000	..
5.	Madras ..	6,49,316	N.A.	3,00,000	N.A.	99,000	N.A.	18,000	..	3,700	..
6.	Mysore ..	40,000	..	75,000	..	..	..	7,000	..	..	..
7.	Orissa ..	8,110	..	3,800	7,026	4,100	..	5,060	..	..	..
8.	Punjab ..	37,000	..	15,000	N.A.	9,000	..	4,000	..	..	..
9.	Rajasthan ..	97,500	..	3,000	..	46,100	..	8,000	..	..	..
10.	Uttar Pradesh ..	28,000	..	50,000	..	77,200	..	2,300	..	..	..
11.	West Bengal ..	..	..	..	..	..	..	..	..	..	..
TOTAL ..		11,01,776	..	5,61,724	7,026	3,53,288	..	1,31,060	..	8,700	..

STATEMENT No. 6—contd.

Serial No	Name of the State	Housing		Communications		Animal Husbandry		Community Centres		Publicity	
		State Sector. (13)	Central Sector. (14)	State Sector. (15)	Central Sector. (16)	State Sector. (17)	Central Sector. (18)	State Sector. (19)	Central Sector. (20)	State Sector. (21)	Central Sector. (22)
1.	Andhra Pradesh ..	1,10,000	..	..	..	..	..	..	..	..	..
2.	Bihar ..	280	45,000	..	..	..	..	..	..	..	..
3.	Bombay ..	8,002	..	..	..	..	..	..	..	..	..
4.	Madhya Pradesh ...	5,000	..	..	..	..	..	27,000	..	..	..
5.	Madras ..	1,44,854	N.A.	..	..	..	..	..	..	..	..
6.	Mysore ..	76,000	..	5,000	..	..	..	..	..	..	..
7.	Orissa ..	43,300	10,000	..	..	464	..	..	..	..	..
8.	Punjab ..	1,20,000	..	..	..	..	..	..	..	..	..
9.	Rajasthan ..	8,700	..	..	..	..	..	1,600	..	1,000	..
10.	Uttar Pradesh ..	40,000	..	..	..	..	..	..	..	..	..
11	West Bengal ..	..	..	..	..	..	..	..	..	..	..
TOTAL ..		5,56,136	55,000	5,000	..	464	..	28,600	..	1,000	..

STATEMENT No. 6—contd.

Serial No.	Name of the State	Rehabilitation		Grants to Voluntary Agencies		Miscellaneous		Total		
		State Sector. (23)	Central Sector. (24)	State Sector. (25)	Central Sector. (26)	State Sector. (27)	Central Sector. (28)	State Sector. (29)	Central Sector. (30)	
1.	Andhra Pradesh	..	N.A.	..	..	2,000	..	2,93,000	N.A.	
2.	Bihar	..	..	600 1,500	..	..	..	5,150	45,000	
3.	Bombay	..	2,24,400	..	..	..	..	3,28,594	2,24,400	
4.	Madhya Pradesh	..	..	..	..	15,000	..	1,40,000	N.A.	
5.	Madras	..	..	..	..	..	..	12,73,720	N.A.	
6.	Mysore	..	N.A.	..	..	..	..	2,03,000	N.A.	
7.	Orissa	..	..	..	..	5,517	..	70,351	17,026	
8.	Punjab	..	..	..	..	..	..	1,85,000	N.A.	
9.	Rajasthan	..	85,900	67,000	..	15,900	..	2,48,800	85,000	
10.	Uttar Pradesh	..	..	5,250	..	6,250	..	2,49,000	..	
11.	West Bengal	..	N.A.	..	..	..	..	41,800	N.A.	
TOTAL		..	1,71,650	3,09,400	..	74,350	..	44,667	30,38,415	3,71,426

88

..

..

..

..

..

..

..

..

..

## STATEMENT NO. 7

STATEMENT SHOWING STATE-WISE AND SCHEME-WISE BREAK UP OF EXPENDITURE UNDER THE STATE SECTOR AND THE CENTRALLY SPONSORED PROGRAMME DURING THE YEAR 1956-57.

Serial No.	Name of the State/ Union Territory	SCHEMES FOR THE WELFARE OF OTHER BACKWARD CLASSES														
		Education			Agriculture			Cottage Industries			Medical and Public Health			Co-operation		
		State Sector	Central Sector	(4)	State Sector	Central Sector	(6)	State Sector	Central Sector	(8)	State Sector	Central Sector	(10)	State Sector	Central Sector	(12)
(1)	(2)	(3)	(4)	(5)	(6)	(7)	(8)	(9)	(10)	(11)	(12)					
1.	Andhra Pradesh	2,12,583	..	..	..	12,733	..	..	..	..	..	..	..	..	..	..
2.	Assam	..	..	..	..	..	..	..	..	..	..	..	..	..	..	..
3.	Bihar	17,66,621	..	66,238	..	19,616	..	..	..	..	..	..	..	..	..	..
4.	Bombay	23,13,801	..	94,158	..	1,47,290	..	29,814	..	5,000	..	..	..	..	..	..
5.	Jammu and Kashmir	N.A.	..	N.A.	..	N.A.	..	N.A.	..	N.A.	..	..	..	..	..	..
6.	Kerala	7,326	..	3,282	..	..	..	..	..	..	..	..	..	..	..	..
7.	Madhya Pradesh	2,48,820	..	..	..	..	..	33,339	..	65	..	..	..	..	..	..
8.	Madras	5,93,053	..	8,799	..	..	..	15,875	..	..	..	..	..	..	..	..
9.	Mysore	30,716	..	14,413	..	6,844	..	..	..	..	..	..	..	..	..	..
10.	Orissa	..	..	..	..	..	..	..	..	..	..	..	..	..	..	..
11.	Punjab	..	..	..	..	..	..	..	..	..	..	..	..	..	..	..
		Expenditure incurred in Scheduled Castes.														
12.	Rajasthan	2,22,400	..	2,22,700	..	25,500	..	38,100	..	7,000	..	..	..	..	..	..
13.	Uttar Pradesh	11,12,000	..	50,000	..	58,400	..	..	..	..	..	..	..	..	..	..
14.	West Bengal	1,79,000	..	..	..	..	..	..	..	..	..	..	..	..	..	..
15.	Delhi	..	..	..	..	..	..	..	..	..	..	..	..	..	..	..
16.	Himachal Pradesh	..	..	..	..	..	..	..	..	..	..	..	..	..	..	..
17.	Manipur	4,859	..	..	..	..	..	16,516	..	..	..	..	..	..	..	..
18.	Pondicherry	..	..	..	..	..	..	..	..	..	..	..	..	..	..	..
19.	Tripura	..	..	..	..	..	..	..	..	..	..	..	..	..	..	..
	TOTAL	66,91,179	..	4,59,590	..	2,70,383	..	1,33,644	..	12,065	..	..	..	..	..	..

STATEMENT No. 7—contd.

Serial No.	Name of the State/ Union Territory	Housing		Communications		Animal Husbandry		Community Centres		Publicity	
		State Sector (13)	Central Sector (14)	State Sector (15)	Central Sector (16)	State Sector (17)	Central Sector (18)	State Sector (19)	Central Sector (20)	State Sector (21)	Central Sector (22)
1.	Andhra Pradesh	..	..	..	..	..	..	..	..	..	..
2.	Assam	..	..	..	..	..	..	..	..	..	..
3.	Bihar	..	..	..	..	..	..	..	..	..	..
4.	Bombay	..	..	..	..	..	..	..	..	2,033	..
5.	Jammu and Kashmir	N.A.	..	N.A.	..	..	..	N.A.	..	N.A.	..
6.	Kerala	..	..	..	..	..	..	..	..	..	..
7.	Madhya Pradesh	..	..	1,000	..	..	..	14,000	..	..	..
8.	Madras	50,000	..	..	..	..	..	..	..	..	..
9.	Mysore	..	..	..	..	171	..	..	..	..	..
10.	Orissa	..	..	..	..	..	..	..	..	..	..
11.	Punjab	..	..	..	..	..	..	..	..	..	..
12.	Rajasthan	92,600	..	..	..	..	..	..	..	1,000	..
13.	Uttar Pradesh	50,000	..	..	..	..	..	..	..	..	..
14.	West Bengal	..	..	..	..	..	..	..	..	..	..
15.	Delhi	..	..	..	..	..	..	..	..	..	..
16.	Himachal Pradesh	..	..	..	..	..	..	..	..	..	..
17.	Manipur	..	..	3,703	..	..	..	2,479	..	..	..
18.	Pondicherry	..	..	..	..	..	..	..	..	..	..
19.	Tripura	..	..	..	..	..	..	..	..	..	..
	TOTAL	1,92,600	..	4,703	..	171	..	16,479	..	3,033	..

## STATEMENT NO. 7—contd.

Serial No.	Name of the State/Union Territory	Rehabilitation		Grant in-aid to Voluntary Agencies		Miscellaneous		Total of State Sector (29)	Total of Central Sector (30)
		State Sector (23)	Central Sector (24)	State Sector (25)	Central Sector (26)	State Sector (27)	Central Sector (28)		
1.	Andhra Pradesh	..	..	..	..	..	..	2,25,316	..
2.	Assam	..	..	..	..	..	..	..	..
3.	Bihar	..	..	..	..	..	..	18,52,475	..
4.	Bombay	..	..	..	..	..	..	26,64,498	..
5.	Jammu and Kashmir	..	..	..	..	..	..	N.A.	..
6.	Kerala	..	..	..	..	..	..	10,608	..
7.	Madhya Pradesh	..	..	..	..	..	..	3,01,510	..
8.	Madras	..	..	..	..	..	..	6,68,827	..
9.	Mysore	..	..	..	..	..	..	54,697	..
10.	Orissa	..	..	..	..	..	..	..	..
11.	Punjab	..	..	..	..	..	..	..	..
12.	Rajasthan	..	..	..	..	..	..	7,31,600	..
13.	Uttar Pradesh	..	..	..	..	..	..	14,15,400	..
14.	West Bengal	..	..	..	..	..	..	1,79,000	..
15.	Delhi	..	..	..	..	..	..	..	..
16.	Himachal Pradesh	..	..	..	..	..	..	..	..
17.	Manipur	..	..	..	..	..	..	28,292	..
18.	Pondicherry	..	..	..	..	..	..	..	..
19.	Tripura	..	..	..	..	..	..	..	..
	TOTAL	..	..	..	..	..	..	81,32,223	..

STATEMENT No. 8  
STATEMENT SHOWING STATE-WISE BREAK UP OF EXPENDITURE UNDER THE STATE SECTOR AND THE CENTRALLY SPONSORED PROGRAMME  
DURING THE YEAR 1956-57  
SCHEMES FOR THE WELFARE OF OTHER BACKWARD CLASSES

Serial No.	Name of the State/ Union Territory	Education		Agriculture		Cottage Industries		Medical & Public Health		Co-operation	
		State Sector	Central Sector	State Sector	Central Sector	State Sector	Central Sector	State Sector	Central Sector	State Sector	Central Sector
(1)	(2)	(3)	(4)	(5)	(6)	(7)	(8)	(9)	(10)	(11)	(12)
1.	Andhra Pradesh	3,04,100	..	..	..	14,400	..	..	..	..	..
2.	Assam	..	..	..	..	..	..	..	..	..	..
3.	Bihar	21,03,585	..	1,71,114	..	77,124	..	..	..	..	..
4.	Bombay	23,00,711	..	1,58,241	..	3,19,756	..	50,438	..	..	..
5.	Jammu and Kashmir	60,200	..	1,000	..	11,430	..	12,000	..	13,600	..
6.	Kerala	8,81,600	..	1,400	..	..	..	..	..	..	..
7.	Madhya Pradesh	6,05,000	..	17,000	..	..	..	29,000	..	..	..
8.	Madras	13,00,000	..	..	..	..	..	..	..	..	..
9.	Mysore	2,16,000	..	10,000	..	1,28,000	..	..	..	3,000	..
10.	Orissa	..	1,00,000	..	31,800	..	1,00,000	..	..	..	..
11.	Punjab	..	..	..	..	..	..	..	..	..	..
12.	Rajasthan	3,82,700	..	3,25,400	..	37,300	..	63,200	..	..	..
13.	Uttar Pradesh	8,40,000	..	50,000	..	77,200	..	6,900	..	..	..
14.	West Bengal	2,29,000	..	..	..	..	..	..	..	..	..
15.	Delhi	..	..	..	..	..	..	..	..	..	..
16.	Himachal Pradesh	..	..	..	..	..	..	..	..	..	..
17.	Manipur	..	..	..	..	..	..	..	..	..	..
18.	Pondicherry	..	..	..	..	..	..	..	..	..	..
19.	Tripura	..	..	..	..	..	..	..	..	..	..
	TOTAL	92,22,896	1,00,000	7,34,155	31,800	6,65,210	1,00,000	1,61,538	..	16,600	..

STATEMENT No. 8—contd.

Serial No.	Name of the State/ Union Territory	Housing		Communications		Animal Husbandry		Community Centres		Publicity	
		State Sector (13)	Central Sector (14)	State Sector (15)	Central Sector (16)	State Sector (17)	Central Sector (18)	State Sector (19)	Central Sector (20)	State Sector (21)	Central Sector (22)
1.	Andhra Pradesh	..	..	..	..	..	..	..	..	..	..
2.	Assam	..	..	..	..	..	..	..	..	..	..
3.	Bihar	..	..	..	..	..	..	..	..	..	..
4.	Bombay	..	..	..	..	..	..	..	..	1,600	..
5.	Jammu and Kashmir	15,000	..	10,000	..	..	..	29,280	..	2,500	..
6.	Kerala	..	..	..	..	..	..	..	..	..	..
7.	Madhya Pradesh	..	..	7,000	..	..	..	35,000	..	..	..
8.	Madras	..	..	..	..	..	..	..	..	..	..
9.	Mysore	..	..	..	..	19,000	..	..	..	..	..
10.	Orissa	..	..	..	..	..	..	..	..	..	..
11.	Punjab	..	..	..	..	..	..	..	..	..	..
12.	Rajasthan	88,000	..	79,000	..	..	..	..	..	8,500	..
13.	Uttar Pradesh	50,000	..	..	..	..	..	..	..	..	..
14.	West Bengal	..	..	..	..	..	..	..	..	..	..
15.	Delhi	..	..	..	..	..	..	..	..	..	..
16.	Himachal Pradesh	..	..	..	..	..	..	..	..	..	..
17.	Manipur	..	..	..	..	..	..	..	..	..	..
18.	Pondicherry	..	..	..	..	..	..	..	..	..	..
19.	Tripura	..	..	..	..	..	..	..	..	..	..
	TOTAL	1,53,000	..	96,000	..	19,000	..	64,280	..	12,600	..



## STATEMENT No. 8—contd.

Serial No.	Name of the State/ Union Territory	Rehabilitation		Grant-in-aid to Voluntary Agencies		Miscellaneous		Total of State Sector (29)	Total of Central Sector (30)
		State Sector (23)	Central Sector (24)	State Sector (25)	Central Sector (26)	State Sector (27)	Central Sector (28)		
1.	Andhra Pradesh	..	..	..	..	..	..	3,18,500	..
2.	Assam ..	..	..	..	..	..	..	..	..
3.	Bihar ..	..	..	..	..	..	..	23,51,823	..
4.	Bombay ..	..	..	68,300	..	19,189	..	29,53,235	..
5.	Jammu & Kashmir	..	..	..	..	5,000	..	1,60,010	..
6.	Kerala ..	..	..	..	..	..	..	8,83,000	..
7.	Madhya Pradesh	..	..	31,000	..	8,000	..	7,32,000	..
8.	Madras ..	..	..	..	..	..	..	13,00,000	..
9.	Mysore ..	..	..	4,000	..	..	..	3,80,000	..
10.	Orissa ..	..	..	..	..	..	..	..	2,31,800
11.	Punjab ..	..	..	..	..	..	..	..	..
12.	Rajasthan ..	..	..	66,300	..	28,900	..	11,67,500	..
13.	Uttar Pradesh ..	..	..	5,250	..	1,56,050	..	11,85,400	..
14.	West Bengal ..	..	..	..	..	..	..	2,29,000	..
15.	Delhi ..	..	..	..	..	..	..	..	..
16.	Himachal Pradesh	..	..	..	..	..	..	..	..
17.	Manipur ..	..	..	..	..	..	..	..	..
18.	Pondicherry ..	..	..	..	..	..	..	..	..
19.	Tripura ..	..	..	..	..	..	..	..	..
	TOTAL	..	..	1,74,850	..	2,17,139	..	1,16,60,468	2,31,800

**APPENDIX XV**  
**STATEMENT SHOWING THE PROGRESS OF EDUCATION AMONGST BACKWARD CLASSES IN THE STATES OF BIHAR AND WEST BENGAL DURING 1951-52, 1955-56 and 1956-57.**

Serial No. (1)	State (2)	Category of Backward Classes (3)	Stage of Education (4)	Number of enrolments during the year 1951-52.			Number of enrolments during the year 1955-56.		
				Boys (5)	Girls (6)	Total (7)	Boys (8)	Girls (9)	Total (10)
1.	Bihar	.. Other Backward Classes	.. Primary	4,77,646	51,744	5,29,390	6,71,298	1,00,742	7,72,040
			.. Middle	1,06,568	4,827	1,11,395	1,25,295	7,822	1,33,117
			.. High ..	70,330	1,886	72,216	81,428	3,030	84,458
			.. Post-Matric	26,592	631	27,223	1,02,720	4,055	1,06,775
			.. Total	6,81,136	59,088	7,40,224	9,80,741	1,15,649	10,96,390
		.. Scheduled Castes	.. Primary	92,993	8,200	1,01,193	1,34,694	11,223	1,45,917
			.. Middle	13,272	786	14,058	17,874	990	18,864
			.. High ..	7,916	119	8,035	10,502	228	10,730
			.. Post-Matric	2,916	113	3,029	13,059	711	13,770
			.. Total	1,17,097	9,218	1,26,315	1,76,129	131,52	1,89,281
		.. Scheduled Tribes	.. Primary	95,875	17,947	1,13,822	1,15,738	23,198	1,38,926
			.. Middle	12,256	1,352	13,608	15,629	1,586	17,215
			.. High ..	5,059	371	5,430	9,233	2,804	12,037
			.. Post-Matric	1,617	415	2,032	13,576	3,022	16,598
			.. Total	1,14,807	20,085	1,34,892	1,54,166	30,610	1,84,776
		.. TOTAL NUMBER OF ENROLMENTS INCLUDING SCHEDULED CASTES, SCHEDULED TRIBES AND OTHER BACKWARD CLASSES.	.. Primary	12,70,810	2,25,767	14,96,577	15,36,100	3,24,660	18,60,760
			.. Middle	1,75,708	11,438	1,87,206	2,02,364	15,714	2,18,078
			.. High ..	1,84,979	67,921	2,52,900	2,10,527	9,840	2,20,367
			.. Post-Matric	1,19,770	4,492	1,24,262	2,51,804	18,054	2,69,858
			.. Total	17,51,327	3,09,618	20,60,945	22,00,795	3,68,268	25,69,063

APPENDIX XV—cont d.

Serial No.	State	Category of backward Classes	Stage of Education	Number of enrolments during the year 1951-52			Number of enrolments during the Year 1955-56		
				Boys (5)	Girls (6)	Total (7)	Boys (8)	Girls (9)	Total (10)
2.	West Bengal	.. Other Backward Classes	.. Primary	..	Not available	—	28,903	12,409	41,312
			Middle	..	Do.	—	2,686	523	3,209
			High ..	..	Do.	—	4,476	831	5,307
			Post-Matric	..	Do.	—	14,609	1,696	16,305
			Total	..	Do.	—	50,674	15,459	66,133
		Scheduled Castes	.. Primary	..	Do.	—	2,91,256	1,03,366	3,94,622
			Middle	..	Do.	—	19,113	2,322	21,435
			High	..	Do.	—	34,326	1,584	35,910
			Post-Matric	..	Do.	—	64,847	4,565	69,412
			Total	..	Do.	—	4,09,542	1,11,837	5,21,379
		Scheduled Tribes	.. Primary	..	Do.	—	55,219	13,487	68,706
			Middle	..	Do.	—	2,619	182	2,801
			High ..	..	Do.	—	4,654	214	4,868
			Post-Matric	..	Do.	—	10,341	655	10,996
			Total	..	Do.	—	72,833	14,538	87,371
		<b>TOTAL (INCLUDING SCHEDULED CASTES SCHEDULED TRIBES AND OTHER BACKWARD Classes).</b>	Primary	..	Do.	—	14,74,334	7,04,603	21,78,937
			Middle	..	Do.	—	1,13,304	27,791	1,41,095
			High	..	Do.	—	4,45,129	1,08,123	5,53,252
			Post-Matric	..	Do.	—	2,99,599	48,299	3,47,898
			Total	..	Do.	—	23,32,366	8,88,816	32,21,182

APPENDIX XV—contd.

Serial No.	State	Category of Backward Classes	Stage of Education	Number of enrolments during the year 1956-57			Percentage of increase in the number of students during the year.		
				Boys (11)	Girls (12)	Total (13)	1955-56 as compared to 1951-52. (14)	1956-57 as compared to 1955-56. (15)	
1.	Bihar	.. Other Backward Classes	.. Primary	7,00,297	1,12,620	8,12,917	45.83	5.29	
			.. Middle	1,25,667	9,230	1,34,897	19.51	1.33	
			.. High	89,623	3,130	92,753	16.95	9.82	
			.. Post-Matric	1,32,228	5,900	1,38,128	292.22	29.35	
			.. Total	10,47,815	1,30,880	11,78,695	48.11	7.5	
		Scheduled Castes	.. Primary	1,37,658	31,574	1,69,232	44.19	15.97	
			.. Middle	20,680	1,355	22,035	34.18	16.8	
			.. High	12,751	234	12,985	33.54	21.01	
			.. Post-Matric	19,440	955	20,395	354.6	48.11	
			.. Total	1,90,529	34,118	2,24,647	49.81	18.68	
		Scheduled Tribes	.. Primary	1,23,147	28,354	1,51,501	22.04	8.29	
			.. Middle	18,444	4,578	23,022	26.5	33.72	
			.. High	11,508	3,069	14,577	121.67	21.09	
			.. Post-Matric	8,879	1,838	10,717	716.83	—35.44	
			.. Total	1,61,978	37,839	1,99,817	37.003	8.13	
			.. Primary	15,74,177	3,55,348	19,29,525	24.32	3.69	
			.. Middle	2,05,753	17,599	2,23,352	16.48	2.41	
			.. High	2,29,542	12,017	2,41,559	—12.86	9.61	
			.. Post-Matric	2,99,465	27,913	3,27,378	117.13	21.31	
			.. Total	23,08,937	4,12,877	27,21,814	24.65	5.94	
		TOTAL NUMBER OF ENROLMENTS INCLUDING SCHEDULED CASTES, SCHEDULED TRIBES AND OTHER BACKWARD CLASSES.							

APPENDIX XV—contd.

Serial No.	State	Category of Backward Classes	Stage of Education	Number of enrolments during the year 1956-57			Percentage of increase in the number of students during the year		
				Boys (11)	Girls (12)	Total (13)	1955-56 as compared to 1951-52 (14)	1956-57 as compared to 1955-56 (15)	
2	West Bengal	Other Backward Classes	Primary ..	56,066	18,766	74,832	Not Available	81.12	
			Middle ..	7,538	1,344	8,882	Do.	176.78	
			High ..	10,373	868	11,241	Do.	111.81	
			Post-Matric ..	15,119	1,717	16,836	Do.	3.25	
		Total ..		89,096	22,695	1,11,791	Do.	69.03	
				2,97,610	1,13,948	4,11,558	Do.	4.29	
		Scheduled Castes ..	Primary ..	22,378	2,654	25,032	Do.	16.77	
			Middle ..	33,709	3,344	37,053	Do.	0.4	
			High ..	66,314	4,393	70,707	Do.	1.86	
			Post-Matric ..	4,20,011	1,23,339	5,43,350	Do.	4.21	
Scheduled Tribes ..	Total ..	56,310	12,108	68,418	Do.	—0.41			
	Primary ..	4,490	363	4,853	Do.	73.25			
	Middle ..	5,907	362	6,269	Do.	28.77			
	High ..	10,625	698	11,323	Do.	2.97			
TOTAL (INCLUDING SCHEDULED CASTES, SCHEDULED TRIBES AND OTHER BACKWARD CLASSES).	Post-Matric ..	77,332	13,531	90,863	Do.	3.99			
	Total ..	15,30,503	7,90,893	23,21,396	Do.	6.53			
	Primary ..								
	Middle ..	1,28,284	30,011	1,58,295	Do.	12.19			
TOTAL (INCLUDING SCHEDULED CASTES, SCHEDULED TRIBES AND OTHER BACKWARD CLASSES).	High ..	4,84,214	1,22,550	6,06,764	Do.	9.67			
	Post-Matric ..	3,19,009	57,584	3,76,593	Do.	8.24			
	Total ..	24,62,010	10,01,038	34,63,048	Do.	7.5			

**APPENDIX XVI**  
**STATEMENT NO. 1.**

STATEMENT SHOWING STATE-WISE TOTAL NUMBER OF APPLICATIONS RECEIVED FROM AND SCHOLARSHIPS AWARDED TO ELIGIBLE AS WELL AS INELIGIBLE SCHEDULED CASTE, SCHEDULED TRIBE AND OTHER BACKWARD CLASS STUDENTS SEPARATELY, DURING THE YEAR 1957-58 FOR POST-METRIC STUDIES IN INDIA.

State/Union Territory	Scheduled Castes										Scheduled Tribes				
	Applications received			Scholarships awarded			Applications received				Total				
	Fresh		Renewal	Fresh		Renewal	Fresh		Renewal	Eligible		Ineligible			
	Eligible	Ineligible	Total	Eligible	Ineligible	Total	Eligible	Ineligible	Eligible	Ineligible	Ineligible				
(2)	(3)	(4)	(5)	(6)	(7)	(8)	(9)	(10)	(11)	(12)	(13)	(14)			
1. Andhra Pradesh	916	40	1,114	54	2,030	916	1,114	2,030	83	37	41	99	124		
2. Assam	348	154	222	35	570	348	222	570	710	254	766	144	1,476		
3. Bihar	667	60	127	13	794	667	127	794	825	47	799	41	1,624		
4. Bombay	2,014	152	1,444	483	3,458	2,014	1,444	3,458	108	49	117	39	225		
5. Kerala	476	94	139	109	615	476	139	615	12	2	3	1	15		
6. Madhya Pradesh	176	12	166	43	342	176	166	342	95	14	75	7	170		
7. Madras	888	44	666	185	1,554	888	666	1,554	13	4	11	5	24		
8. Mysore	752	64	632	164	1,384	752	632	1,384	7	8	12	..	19		
9. Orissa	58	3	50	6	108	58	50	108	65	2	54	9	119		
10. Punjab	1,578	169	1,185	147	2,763	1,578	1,185	2,763	25	4	18	2	43		
11. Rajasthan	132	32	103	23	235	132	103	235	52	5	36	8	88		
12. Uttar Pradesh	4,609	286	3,548	823	8,157	4,609	3,548	8,157	..	..	..	..	..		
13. West Bengal	1,913	115	2,289	277	4,202	1,913	2,289	4,202	94	10	82	17	176		
14. Jammu & Kashmir	26	3	24	7	50	26	24	50	..	..	..	..	..		
15. Andaman & Nicobar Islands	..	..	..	..	..	..	..	..	..	..	..	..	..		
16. Delhi	66	11	52	11	118	66	52	118	..	..	..	..	..		
17. Himachal Pradesh	15	1	6	3	21	15	6	21	5	..	..	..	5		
18. Laccadive, Minicoy & Amini Islands	..	..	..	..	..	..	..	..	..	..	..	..	..		
19. Manipur	7	..	..	..	7	7	..	7	53	60	71	22	124		
20. Tripura	22	..	16	3	38	22	16	38	41	2	22	2	63		
21. Pondicherry	..	..	1	..	1	..	1	1	..	..	..	..	..		
22. Portuguese Possessions in India	..	..	..	..	..	..	..	..	..	..	..	..	..		
23. Sikkim	..	..	..	..	..	..	..	..	4	1	1	1	5		
TOTAL	14,663	1,240	11,784	2,386	26,447	14,663	11,784	26,447	2,192	500	2,108	397	4,300		

## STATEMENT No. 1—contd.

State/Union Territory	Scheduled Tribes				Other Backward Classes								Total	
	Scholarships awarded		Applications received		Applications received		Applications received		Applications received		Scholarships awarded		Total	
	Fresh	Renewal Total	Fresh	Ineligible	Renewal	Eligible	Ineligible	Col. 18 and col. 20	Total	Fresh	Renewal Total	Col. 6, 14 & 22	Col. 9, 17 & 25	
(15)	(16)	(17)	(18)	(19)	(20)	(21)	(22)	(22)	(23)	(24)	(25)	(26)	(27)	
1. Andhra Pradesh .. .. .	83	41	124	3,673	44	878	17	4,551	1,166	837	2,003	6,705	4,157	
2. Assam .. .. .	710	766	1,476	877	177	188	8	1,065	159	188	347	3,111	2,393	
3. Bihar .. .. .	825	799	1,624	2,966	141	811	30	3,777	849	811	1,660	6,195	4,078	
4. Bombay .. .. .	108	117	225	2,732	100	786	164	3,518	357	786	1,143	7,201	4,826	
5. Kerala .. .. .	12	3	15	2,372	30	238	9	2,610	237	238	475	3,240	1,105	
6. Madhya Pradesh .. .. .	95	75	170	468	133	203	25	671	468	203	671	1,183	3,872	
7. Madras .. .. .	13	11	24	6,477	282	1,002	15	7,479	1,301	993	2,294	9,057	3,663	
8. Mysore .. .. .	7	12	19	3,868	59	1,471	86	5,339	789	1,471	2,260	6,742	1,010	
9. Orissa .. .. .	65	54	119	540	21	343	27	883	440	343	783	1,110	3,663	
10. Punjab .. .. .	25	18	43	504	47	45	4	549	102	45	147	3,355	2,953	
11. Rajasthan .. .. .	52	36	88	320	49	119	21	439	279	119	398	762	721	
12. Uttar Pradesh .. .. .	..	..	..	2,529	108	377	32	2,906	545	377	922	11,063	9,079	
13. West Bengal .. .. .	94	82	176	392	15	116	..	508	140	107	247	4,886	4,625	
14. Jammu & Kashmir .. .. .	..	..	..	239	..	86	..	325	83	82	165	375	215	
15. Andaman & Nicobar Islands .. .. .	..	..	..	1	6	9	3	10	1	9	10	10	10	
16. Delhi .. .. .	..	..	..	243	6	46	10	289	28	46	74	407	192	
17. Himachal Pradesh .. .. .	..	..	..	97	3	15	6	112	28	15	43	138	69	
18. Laccadive, Minicoy & Amindivi Islands .. .. .	5	..	..	..	..	..	..	..	..	..	..	..	..	
19. Manipur .. .. .	53	71	124	..	1	..	..	..	..	..	..	131	131	
20. Tripura .. .. .	41	22	63	20	1	1	..	21	12	1	13	122	114	
21. Pondicherry .. .. .	..	..	..	16	2	2	1	18	7	2	9	19	10	
22. Portuguese Possessions in India .. .. .	..	..	..	..	..	..	..	..	..	..	..	..	..	
23. Sikkim .. .. .	4	1	5	4	1	..	..	4	..	..	4	9	9	
TOTAL .. .. .	2,192	2,108	4,300	28,338	1,226	6,736	458	35,074	6,995	6,673	13,668	65,821	44,415	

## SUMMARY

Community	Applications received		Scholarships awarded	
	Community	Applications received	Scholarships awarded	Scholarships awarded
Scheduled Castes .. .. .	..	26,447	26,447	26,447
Scheduled Tribes .. .. .	..	4,300	4,300	4,300
Other Backward Classes .. .. .	..	35,074	35,074	13,668
TOTAL .. .. .	..	65,821	65,821	44,415

STATEMENT No. 2  
STATEMENT SHOWING SUBJECT-WISE DISTRIBUTION OF SCHOLARSHIPS AWARDED DURING THE YEAR 1957-58.

Subject of study	Number of applications received									
	Scheduled Castes			Scheduled Tribes			Other Backward Classes			
	Fresh	Renewal	Total	Fresh	Renewal	Total	Fresh	Renewal	Total	Grand Total
(1)	(2)	(3)	(4)	(5)	(6)	(7)	(8)	(9)	(10)	(11)
<b>(a) Professional Education</b>										
Medicine .. ..	200	380	580	25	50	75	926	987	1,913	2,568
Engineering .. ..	471	560	1,031	77	95	172	3,644	1,736	5,380	6,583
Agriculture .. ..	169	127	296	2	13	15	824	167	991	1,302
Veterinary Science ..	31	26	57	2	2	4	237	86	323	384
Technology .. ..	10	24	34	1	..	1	100	68	168	203
Law .. ..	170	231	401	28	54	82	327	52	379	862
Teachers' Training ..	337	50	387	25	20	45	950	30	980	1,412
Fine Arts .. ..	15	30	45	2	1	3	19	4	23	71
<b>TOTAL</b> .. ..	<b>1,403</b>	<b>1,428</b>	<b>2,831</b>	<b>162</b>	<b>235</b>	<b>397</b>	<b>7,027</b>	<b>3,130</b>	<b>10,157</b>	<b>13,385</b>
<b>b) Post-Graduate Stage</b>										
Ph. D. .. ..	2	4	6	..	..	..	44	4	48	54
M.Sc. .. ..	18	30	48	..	13	13	374	78	452	513
M.A. .. ..	101	253	354	22	78	100	550	127	677	1,131
M.Com. .. ..	12	21	33	1	2	3	101	19	120	156
<b>TOTAL</b> .. ..	<b>133</b>	<b>308</b>	<b>441</b>	<b>23</b>	<b>93</b>	<b>116</b>	<b>1,069</b>	<b>228</b>	<b>1,297</b>	<b>1,854</b>
<b>(c) Graduate Stage</b>										
B.Sc. .. ..	169	474	643	27	62	89	2,159	574	2,733	3,465
B.A. .. ..	1,242	2,562	3,804	171	658	829	2,762	686	3,448	8,081
B.Com. .. ..	149	339	488	18	23	41	523	91	614	1,143
<b>TOTAL</b> .. ..	<b>1,560</b>	<b>3,375</b>	<b>4,935</b>	<b>216</b>	<b>743</b>	<b>959</b>	<b>5,441</b>	<b>1,351</b>	<b>6,795</b>	<b>12,689</b>



## STATEMENT No. 2—contd.

Subject of Study	Number of applications received										
	Scheduled Castes			Scheduled Tribes			Other Backward Classes			Grand Total	
	Fresh	Renewal	Total	Fresh	Renewal	Total	Fresh	Renewal	Total		
(1)	(2)	(3)	(4)	(5)	(6)	(7)	(8)	(9)	(10)	(11)	
<b>(d) Under-Graduate Stage</b>											
I.Sc. .. .. .	2,460	1,469	3,929	367	141	508	4,178	1,491	5,669	10,106	
I.A. .. .. .	7,596	4,520	12,116	1,328	811	2,139	8,710	454	9,164	23,419	
I.Com. .. .. .	1,470	682	2,152	94	79	173	1,764	80	1,844	4,169	
Trade Courses .. .. .	41	2	43	2	6	8	146	2	148	199	
<b>TOTAL</b> .. .. .	<b>11,567</b>	<b>6,673</b>	<b>18,240</b>	<b>1,791</b>	<b>1,037</b>	<b>2,828</b>	<b>14,798</b>	<b>2,027</b>	<b>16,825</b>	<b>37,893</b>	
<b>GRAND TOTAL</b> .. .. .	<b>14,663</b>	<b>11,784</b>	<b>26,447</b>	<b>2,192</b>	<b>2,108</b>	<b>4,300</b>	<b>28,338</b>	<b>6,736</b>	<b>35,074</b>	<b>65,821</b>	

## STATEMENT No. 2—contd.

Subject of Study	Number of scholarships awarded										Grand Total
	Scheduled Castes		Scheduled Tribes		Other Backward Classes						
	Fresh	Renewal	Total	Fresh	Renewal	Total	Fresh	Renewal	Total		
(12)	(13)	(14)	(15)	(16)	(17)	(18)	(19)	(20)	(21)		
<b>(a) Professional Education</b>											
Medicine .. .. .	200	380	580	25	50	75	230	970	1,200	1,855	
Engineering .. .. .	471	560	1,031	77	95	172	1,397	1,713	3,110	4,313	
Agriculture .. .. .	169	127	296	2	13	15	196	167	363	674	
Veterinary Science .. .. .	31	26	57	2	2	4	32	86	118	179	
Technology .. .. .	10	24	34	1	—	1	29	62	91	126	
Law .. .. .	170	231	401	28	54	82	57	51	108	591	
Teachers' Training .. .. .	337	50	387	25	20	45	141	33	174	606	
Fine Arts .. .. .	15	30	45	2	1	3	36	4	40	88	
TOTAL .. .. .	1,403	1,428	2,831	162	235	397	2,118	3,086	5,204	8,432	
<b>(b) Post-Graduate Stage</b>											
Ph.D. .. .. .	2	4	6	..	..	..	14	4	18	24	
M.Sc. .. .. .	18	30	48	..	13	13	84	76	160	221	
M.A. .. .. .	101	253	354	22	78	100	132	125	257	711	
M.Com. .. .. .	12	21	33	1	2	3	40	19	59	95	
TOTAL .. .. .	133	308	441	23	93	116	270	224	494	1,051	
<b>(c) Graduate Stage</b>											
B.Sc. .. .. .	169	473	643	27	62	89	218	573	791	1,523	
B.A. .. .. .	1,242	2,562	3,804	171	658	829	298	681	979	5,612	
B.Com. .. .. .	149	339	488	18	23	41	54	90	144	673	
TOTAL .. .. .	1,560	3,375	4,935	216	743	959	570	1,344	1,914	7,808	

## STATEMENT NO. 2

STATEMENT SHOWING PARTICULARS OF TOURIST CLASS/SECOND CLASS SEA PASSAGE (OUTGOING AND RETURN) ALLOWED TO SCHEDULED CASTE, SCHEDULED TRIBE AND OTHER BACKWARD CLASS STUDENTS GOING ABROAD FOR STUDIES, WHO WERE IN RECEIPT OF MERIT SCHOLARSHIPS EITHER FROM FOREIGN GOVERNMENTS OR UNDER ANY OTHER SCHEME OF THE GOVERNMENT OF INDIA (NOT COVERING THE COST OF PASSAGE).

Category of Backward Class	Number of applications received for award of tourist Class/II Class Sea passage during				Number of applications granted Tourist Class/II Class Sea passage during				Total expenditure incurred for award of Tourist Class/II Class Sea passage during				
	1956-57		1957-58		1956-57		1957-58		1956-57		1957-58		
	Outgoing	Return	Outgoing	Return	Outgoing	Return	Outgoing	Return	Outgoing	Return	Outgoing	Return	
(1)	(2)	(3)	(4)	(5)	(6)	(7)	(8)	(9)	(10)	(11)	(12)	(13)	
Scheduled Castes .. .. .	1	..	..	..	..	..	..	..	..	..	..	..	
Scheduled Tribes .. .. .	..	..	1	..	..	1	..	..	..	Not Available	..	..	
Other Backward Classes .. .. .	11	2	2	9	2	4	2*	4†	..	6,932	2,508/6/-	5,499	
TOTAL .. .. .	12	3	3	9	2	4	4	3	4	..	6,932	2,508/6/-	5,499

\* The return passage grant of one candidate was later on cancelled, as he could not return to India.

† Out of 4 candidates selected for passage grant during 1957-58, 3 have left for United States of America during 1957-58. The remaining one will be leaving in June-July, 1958.

**STATEMENT NO. 3**  
**STATEMENT SHOWING THE NUMBER OF OVERSEAS SCHOLARSHIPS AWARDED TO SCHEDULED CASTE, SCHEDULED TRIBE AND OTHER BACKWARD CLASS CANDIDATES UNDER GENERAL SCHEMES OF THE MINISTRIES OF THE GOVERNMENT OF INDIA.**

(1) Year	(2) Name of the Scheme	Number of Scholarships awarded to			(5)
		(3) Scheduled Castes	(4) Scheduled Tribes	Other Backward Classes	
1949-50	Central Overseas Scholarships Scheme ..	..	..	..	1
1953-54	Central Overseas Scholarships Scheme ..	..	..	..	1
	Indo-German Industrial Cooperation Scheme ..	..	..	..	1
1954-55	Central Overseas Scholarships Scheme ..	..	..	..	1
	Indo-German Industrial Cooperation Scheme ..	..	..	..	2
	Colombo Plan Food Technology ..	..	..	..	1
1955-56	Central Overseas Scholarships Scheme ..	..	..	..	2*
	Sisterhood Relationship Programme of Technical Cooperation Mission ..	..	..	..	1
1956-57	Colombo Plan ..	..	..	..	..
	Indo-German Industrial Cooperation Scheme ..	1	..	..	1
1957-58	Central Overseas Scholarships Scheme ..	1	..	..	3
	TOTAL ..	2	..	..	14

\*One of the two scholars returned to India without completing his studies.

## APPENDIX XVIII

STATEMENT SHOWING CULTIVABLE WASTE LAND AVAILABLE AND THE NUMBER OF LANDLESS LABOURERS AND THEIR DEPENDANTS AMONGST THE GENERAL POPULATION AND THE SCHEDULED CASTES AND SCHEDULED TRIBES.

Serial No.	Name of the State	Cultivable waste land available in acres (1951-52)	Total No. of landless labourers and their dependents (1951 Census)	No. of Scheduled Caste and Scheduled Tribe landless labourers and their dependents (1951 Census.)		Total	Percentage of Col. No. 7 to Col. No. 4.
				Scheduled Castes	Scheduled Tribes		
(1)	(2)	(3)	(4)	(5)	(6)	(7)	(8)
1.	Assam	N.A.	1,56,460	8,243	42,558	50,801	32.47
2.	Bihar	21,61,000	85,90,695	23,59,910	3,24,835	26,84,745	31.25
3.	Bombay	26,26,000	29,11,481	5,93,047	7,19,123	13,12,170	45.06
4.	Madhya Pradesh	49,91,000	41,80,994	8,86,853	4,20,312	13,07,165	31.26
5.	Madras (including Andhra)	60,62,000*	98,78,563	38,02,691	1,68,984	39,71,675	40.20
6.	Orissa	46,15,000	17,92,312	5,13,226	4,63,185	9,76,411	54.46
7.	Punjab	20,89,000	9,29,009	5,23,888	6	5,23,894	56.38
8.	Uttar Pradesh	52,22,000	35,28,937	19,77,541		19,77,541	56.05
9.	West Bengal	N.A.	29,83,434	11,41,956	2,50,912	13,92,868	46.68
10.	Hyderabad	15,34,000	30,29,720	11,75,816	1,05,972	12,81,788	42.31
11.	Jammu and Kashmir	4,17,000	..	..	..	..	..
12.	Madhya Bharat	23,42,000	8,22,077	3,34,803	1,55,123	4,89,926	59.59
13.	Mysore	7,78,000	5,75,917	2,63,032	6,484	2,69,516	46.79
14.	PEPSU	6,11,000	3,42,464	2,41,868	..	2,41,868	70.61

15.	Rajasthan	..	..	..	..	1,86,44,000	4,49,727	1,11,606	5,428	1,17,034	26.02	
16.	Saurashtra	..	..	..	..	N.A.	1,44,265	7,573	1,949	9,522	6.60	
17.	Travancore-Cochin	..	..	..	..	2,64,000	17,17,611	5,75,850	5,820	5,81,670	33.85	
18.	Ajmer	..	..	..	..	1,97,000	18,780	5,060	..	5,060	26.94	
19.	Bhopal	..	..	..	..	7,20,000	1,66,350	51,281	29,760	81,041	48.70	
20.	Himachal Pradesh and Bilaspur	..	..	..	..	96,000	10,607	4,908	..	4,908	46.25	
21.	Coorg	..	..	..	..	22,000	24,407	6,523	8,650	15,173	62.15	
22.	Delhi	..	..	..	..	34,000	28,326	18,943	..	18,943	66.86	
23.	Kutch	..	..	..	..	5,99,000	15,633	609	997	1,606	10.26	
24.	Manipur	..	..	..	..	96,000	1,381	..	297	297	21.50	
25.	Tripura	..	..	..	..	27,000	30,804	4,428	3,447	7,875	25.56	
26.	Vindhya Pradesh	..	..	..	..	38,08,000	6,10,166	1,59,847	89,323	2,49,170	40.83	
27.	Andaman and Nicobar Islands	..	..	..	..	2,000	..	..	..	..	..	
						TOTAL	5,79,57,000	4,29,40,125	1,47,69,502	28,03,165	1,75,72,667	40.92

\*This includes 31,42,000 acres of cultivable waste land in Andhra Pradesh.

## APPENDIX XIX

STATEMENT SHOWING THE EXPENDITURE INCURRED AND THE PHYSICAL TARGETS ACHIEVED DURING THE YEAR 1956-57 AND THE EXPENDITURE ESTIMATED TO BE INCURRED AND TARGETS PROPOSED TO BE ACHIEVED DURING 1957-58 IN WEANING AWAY THE TRIBALS FROM THE PRACTICE OF SHIFTING CULTIVATION.

Serial No.	State/Union Territory	Number of persons practicing Shifting Cultivation	Allocation of the funds in the Second Five Year Plan			Expenditure incurred and Physical targets achieved during 1956-57		(9)
			State Sector	Centrally Sponsored Programme	Special Allocation	Total Allocation	Expenditure incurred	
(1)	(2)	(3)	(4)	(5)	(6)	(7)	(8)	(9)
1.	Assam ..	9,79,900	71,25,000	..	15,00,000	86,25,000	5,44,000	(i) Establishment of 7 Pilot Centres. (ii) Plantation in 233 acres of land. N.A.
2.	Orissa ..	9,35,700	47,80,000	..	30,00,000	77,80,000	N.A.	N.A.
3.	Andhra Pradesh ..	2,00,000	24,62,400	8,00,000	10,00,000	42,62,400	18,122	56 candidates trained in improved methods of agriculture.
4.	Manipur ..	1,83,000	..	14,00,000	10,00,000	24,68,000	..	..
5.	Bihar ..	1,15,000	15,86,500	..	8,00,000	23,86,500	1,14,302	175 families settled.
6.	Tripura ..	95,501	57,36,000	7,20,000	10,00,000	74,56,000	8,07,000	2,215 families settled and one colony started.
7.	Madhya Pradesh ..	30,000*	18,86,000†	..	2,00,000	21,61,000	32,450	64 families given subsidy.
8.	Bombay ..	25,000	..	..	2,00,000	2,00,000	..	..
9.	Mysore ..	14,000	..	..	2,00,000	2,00,000	..	..
10.	Madras ..	2,200	..	..	1,00,000	1,00,000	..	..
11.	Kerala ..	10,000	..	9,12,000	2,00,000	11,12,000	..	..
12.	West Bengal ..	N.A.	..	2,18,000	..	2,18,000	..	..
13.	Unallotted Reserve ..	..	..	..	38,00,000	..	..	..
TOTAL		25,89,401	2,35,75,900	40,50,000	1,30,00,000	3,69,68,900	15,15,874	..

\*Excluding the figures for Vindhya Pradesh region which are not available.

†Made up of Rs. 5.36 lakhs for Mahakoshal region and Rs. 13.50 lakhs for Vindhya Pradesh region.

APPENDIX XIX—contd.

Sl. No.	State/Union Territory	Expenditure incurred and Physical targets achieved during 1956-57			Estimated Expenditure and Physical targets proposed for 1957-58.		
		Central Sector	State Sector	Central Sector	Expenditure incurred (estimated)	Physical targets achieved (Proposed)	Physical targets achieved (proposed)
(1)	(2)	(10)	(11)	(12)	(13)	(14)	(15)
1.	Assam	..	..	8,00,000	(i) Opening of 25 centres covering 1,250 acres. (ii) Maintenance of 24 J centres covering 3,000 acres.	..	..
2.	Orissa	..	..	8,50,000	Establishment of 18 colonies for rehabilitating 700 families.	..	..
3.	Andhra Pradesh	..	24,073	2,82,000	(i) Starting of 3 Pilot Farms. (ii) 60 persons to be trained in agriculture. (iii) 2 Colonisation Schemes to be undertaken.	4,27,000	6 Colonisation schemes to be continued. 165 families to be settled.
4.	Manipur	..	..	..	..	1,12,222	(i) One Demonstration Farm. (ii) Subsidy to 274 families for Terrace Cultivation.
5.	Bihar	..	..	1,30,000	75 families to be settled.	..	..
6.	Tripura	..	2,50,000	12,72,000	1,667 families to be settled and 8 colonies to be established.	3,30,000	1,377 families to be settled.
7.	Madhya Pradesh	..	..	1,00,000	200 persons to be settled.	..	..
8.	Bombay	..	..	..	..	..	..
9.	Mysore	..	..	..	..	..	..
10.	Madras	..	..	..	..	..	..
11.	Kerala	..	Nil	..	..	2,00,000	3 Pilot Schemes.
12.	West Bengal	..	Nil	..	..	50,000	N.A.
13.	Unallotted Reserve	..	..	..	..	10,000	..
TOTAL		..	2,74,073	34,34,000	..	10,79,222	..

‡Actually 16 centres were to be maintained during 1957-58.



**APPENDIX XX**

STATEMENT SHOWING AREAS IN ACRES UNDER CROPS (SUCCESSFUL AND PARTLY SUCCESSFUL) IN THE DIFFERENT CENTRES UNDER JHUM CONTROL DIVISION, ASSAM.

*Position as on 1-4-1958*

District	Centre	Opened during	Coffee	Cashewnut	Pepper	Rubber	Remarks
(1)	(2)	(3)	(4)	(5)	(6)	(7)	(8)
Garo Hills ..	1. Thebraungiri ..	1954-55	23.8	60.0	6.5	Nil	Cashewnut partial success.
	2. Machangpani ..	1954-55	19.5	81.5	6.0	1.6	Arabica Coffee partial success.
	3. Wageasi ..	1954-55	23.0	74.0	5.0	5.5	Arabica Coffee partial success. Deduct 20 acres under cashew and 5.5 under Rubber as these were burnt during March, 1958 accidentally.
	4. Dambu ..	1956-57	2.0	8.0	..	..	
	TOTAL GARO HILLS ..		68.3	223.5	17.5	7.1	
Mikir Hills ..	5. Diphu ..	1955-56	26.0	98.5	2.0	7.0	
	6. Deothar ..	1955-56	25.0	73.0	2.0	6.0	Arabica Coffee partial success.
	7. Onguri ..	1955-56	19.0	68.0	1.0	1.0	Arabica Coffee partial success.
	8. Delai ..	1956-57	5.0	17.0	1.0	..	
	9. Kohora ..	1956-57	2.0	10.0	..	..	
	TOTAL MIKIR HILLS ..		77.5	266.5	6.0	14.0	
Khasi and Jaintia Hills ..	10. Umling ..	1956-57	7.5	36.3	0.5	1.0	
	11. Umsaw ..	1956-57	..	..	..	..	No plantation created so far in this centre as the area given is recalcitrant. Attempts being made to recoupe the area and then create plantations of Cashcrop-species.
	TOTAL KHASI AND JAINTIA HILLS ..		7.5	36.3	0.5	1.0	

North Cachhar Hills ..	.. 12. Mahur ..	1955-56	19.0	..	2.0	Pepper partial success. Cashewnut and Rubber attempted 26.5 and 2.0 acres respectively turned out to be failures.
	TOTAL NORTH CACHAR HILLS ..	..	19.0	..	2.0	
Mizo Hills ..	.. 13. Durlang ..	1955-56	17.0	..	..	Cashewnut, Pepper and Rubber were tried but turned out to be failures.
	14. Beraw ..	1955-56	18.0	1.0	1.0	Cashewnut did not survive.
	15. Bualpui ..	1956-57	5.0	..	..	
	16. Zabawak ..	1956-57	5.0	..	..	Wattle was tried in all the 16 centres during 1956, but was not successful. Areas taken up were 0.5 acre in each centre.
	TOTAL MIZO HILLS ..	..	45.0	1.0	1.0	
	GRAND TOTAL ..	..	217.3	526.3	25.1	

P.S.:—The following centres were opened during the winter of 1957-58 and hence no plantations could be created so far. Nurseries were made and preparatory works completed. Actual planting in field will start during the ensuing monsoon.

1. Baghmara, 2. Lumsning, 3. Lum-U-Soi, 4. Dhansiri, 5. Longnit, 6. Vairengte, 7. Bilkawthlir, 8. Khuangpuilam, 9. Taitaw.

## APPENDIX XXI

STATEMENT SHOWING NUMBER OF SCHEDULED CASTE PERSONS ENGAGED IN 'PRODUCTION OTHER THAN CULTIVATION' AND SCHEDULED CASTE PERSONS ENGAGED IN LEATHER INDUSTRY AND THE TOTAL NUMBER OF SCHEDULED CASTE PERSONS DEPENDANT ON LEATHER INDUSTRY TO SCHEDULED CASTE PERSONS DEPENDANT ON 'PRODUCTION OTHER THAN CULTIVATION'.

S. No.	State	(1)	(2)	(3)	(4)	(5)	(6)
				<i>No. of Scheduled Caste dependents on production other than cultivation (includes leather industry)</i>	<i>No. of persons actually engaged in leather industry etc.</i>	<i>No. of persons dependent on leather industries (estimated)</i>	<i>Proportion of persons dependent on leather industry to those dependent on production other than cultivation</i>
INDIA .. .. .	.. .. .	.. .. .	.. .. .	53,28,384	5,77,679	17,93,116	33.64
1. Assam .. .. .	.. .. .	.. .. .	.. .. .	94,754	2,195	6,813	7.19
2. Bihar .. .. .	.. .. .	.. .. .	.. .. .	2,05,985	14,936	46,361	22.5
3. Bombay .. .. .	.. .. .	.. .. .	.. .. .	6,08,600	60,739	1,88,534	30.97
4. Madhya Pradesh .. .. .	.. .. .	.. .. .	.. .. .	4,33,212	31,738	98,515	22.73
5. Madras .. .. .	.. .. .	.. .. .	.. .. .	7,01,200	86,243	2,67,698	3.81
6. Orissa .. .. .	.. .. .	.. .. .	.. .. .	2,41,200	3,202	9,939	4.12
7. Punjab .. .. .	.. .. .	.. .. .	.. .. .	3,18,639	40,747	1,26,479	39.68
8. Uttar Pradesh .. .. .	.. .. .	.. .. .	.. .. .	6,37,634	85,730	2,66,106	41.73
9. West Bengal .. .. .	.. .. .	.. .. .	.. .. .	6,77,959	40,421	1,25,467	18.5
10. Hyderabad .. .. .	.. .. .	.. .. .	.. .. .	3,90,880	71,734	2,22,662	56.96
11. Madhya Bharat .. .. .	.. .. .	.. .. .	.. .. .	1,78,251	23,743	73,698	41.33
12. Mysore .. .. .	.. .. .	.. .. .	.. .. .	1,52,573	5,927	18,397	12.05
13. Pepsu .. .. .	.. .. .	.. .. .	.. .. .	98,860	14,152	43,928	44.43
14. Rajasthan .. .. .	.. .. .	.. .. .	.. .. .	1,97,262	58,743	1,82,338	92.41



## APPENDIX XXII

STATEMENT SHOWING THE SETTING UP OF SPECIAL MULTI-PURPOSE TRIBAL BLOCKS IN VARIOUS STATES AND UNION TERRITORIES AND THE EXPENDITURE INCURRED DURING 1956-57 AND 1957-58.

S. No.	Name of the State/ Union Territory	Number of Blocks allotted	Location of the Blocks	Area covered in sq. miles	Number of villages	Population	Amount approved for the plan period (Rs. in lakhs)	Expenditure incurred during	
								1956-57 (in Rs.)	1957-58 (in Rs.)
(1)	(2)	(3)	(4)	(5)	(6)	(7)	(8)	(9)	(10)
<b>1. Andhra Pradesh—</b>									
	(a) Andhra Region	2	(i) Araku, Visakhapatnam District.	240	64	35,084	60.00	N.A.	N.A.
			(ii) Hukumpeta, Visakhapatnam District.	240	566	32,951			
	(b) Hyderabad Region	2	(i) Marlavai, Utnur Tehsil, Adilabad District.	726	166	34,404			
			(ii) Narsampet Tehsil, Warangal District.	377	256	41,614			
			TOTAL	1,583	1,052	1,44,053			
<b>2. Assam—</b>									
	(a) Autonomous Districts.	6	(i) Dambuk, Garo Hills	445	262	24,159	90.00	70,400	3,55,900
			(ii) Mairang, United Khasi and Jaintia Hills.	450.47	177	25,532		49,000	2,16,200
			(iii) Saipang Darrang, United Khasi and Jaintia Hills.	782	146	24,170		17,300	1,29,000
			(iv) Ronakhong, United Mikir and North Cachar Hills.	300	400	19,234		13,900	91,700
			(v) Diyung, United Mikir and North Cachar Hills.	800	160	20,000		5,600	1,29,500
			(vi) Lungleh, Mizo District	1,230	47	22,815		28,100	3,52,600
	(b) Plains Districts		Murkong-Selek in Lakhimpur District.	1,134	129	36,113	12.00	Nil	17,800
			TOTAL	5,141.47	1,321	1,72,023		1,85,200	12,92,700

3.	Bihar	..	8	(i) Bishnupur, Ranchi District.	236	68	21,000	99,000*
				(ii) Mahuadamr, Palamau District.	255	106	27,000	7,72,000
				(iii) Simdega, Ranchi District	296	96	64,000	58,000
				(iv) Borio, Santhal Parganas	151	509	69,000	56,000
				(v) Kundahit, Sahabad District.	169	268	60,000	7,71,125
				(vi) Adhaura, Sahabad District.	358	98	14,724	39,000
				(vii) Rohtas (South), Sahabad District.	140	68	30,451	53,000
				(viii) Manharpur, Singhbhum District.	771	287	82,717	53,000
				TOTAL	2,376	1,500	3,68,892	12,04,000†
4.	Bombay§	..	7	(i) Akrani Mahal, District, West Khandesh.	232	153	22,517	5,36,759
				(ii) Peint, District Nasik	195	100	30,241	1,70,384
				(iii) Sukhsar, District Purnamahals.	82.3	60	27,769	2,63,808
				(iv) Khedbrahma, District Sabarkantha.	205.05	97	28,582	1,57,725
				(v) Aheri Tehsil, Chironcha, District Chanda.	1,100	197	31,516	49,433
				(vi) Mokhada, District Thana	150	43	27,107	82,235
				(vii) Dharampur, District Surat.	121.8	39	25,876	3,14,725
				TOTAL	2,086.15	689	1,93,608	11,20,000†
5.	Madhya Pradesh	..	7	(i) Dantewara, Bastar District.	525	121	55,050	8,000
	(a) Mahakaushal Region.			(ii) Narayanapur, Bastar District.	346	175	26,308	20,000
				TOTAL	871	296	81,358	28,000

APPENDIX XXII—contd.

(1)	(2)	(3)	(4)	(5)	(6)	(7)	(8)	(9)	(10)
			(iii) Bagicha, Jashpur, Raipur District.	1,050	142	65,962		Nil	27,000
			(iv) Bharatpur, Surguja District.	1,224	183	24,100		2,000	25,000
			(v) Pondri-Uprora, Bilaspur District.	945	219	54,390		9,000	39,000
			(vi) Bhimpur, Betul District.	363	157	33,847		10,000	43,000
			(vii) Tamiã, Chhindwara District.	513	212	29,234		10,000	31,000
(b)	Madhya Bharat Region.	2	(i) Aligarjpur, District Jhabua.	235	88	38,010	30-00	98,000	1,45,000
			(ii) Barwani, Nimar District Pushparaj Garh, Sahdol District.	170	84	52,504		Nil	2,24,000
				681	273	66,285	15-00	33,000	57,000
(c)	Vindhya Pradesh Region.	1		6,052	1,654	4,45,690		1,90,000**	8,01,000**
			TOTAL						
6.	Orissa§	4	(i) Bhuyanpiri, Keonjar District.	207	313	61,831	60-00	N.A.	3,41,305
			(ii) Kashipur, Kalahandi District.	969	613	71,761		N.A.	N.A.
			(iii) Narayanpantha, Koraput District.	665	369	70,032		1,99,000	\$4,20,503 } \$10,61,638
			(iv) Rarun, Mayurbhanj District.	165-01	200	64,357		N.A.	3,35,316§
			TOTAL	2,006-01	1,495	2,67,981			
7.	Rajasthan	1	Kushalgarh Tehsil, Banswara District.	258	210	28,004	15 00	17,435	1,67,437
8.	Madhya Pradesh	1	Tamenlong.	Information not furnished			15-00	Nil	N.A.†
9.	Tripura	1	Amarpur Sub-Division	527	375	28,280	15-00	42,000	1,96,000
	GRAND TOTAL	43		20,029-63	8,296	16,48,531	522-00	16,75,696	58,42,775

\*Figures as furnished by the State Government.

†Up to December 1957.

§Includes figures of expenditure during 1956-57 also.

†Excluding loan portions.

§Indicates figures of 'other than loan.'

\*\*Up to 31st December only.

### APPENDIX XXIII

#### MAIN RECOMMENDATIONS AND CONCLUSIONS OF THE CONFERENCE ON COMMUNITY DEVELOPMENT HELD AT MOUNT ABU.

- (a) The State Governments should give highest priority to the Multi-purpose Tribal Blocks and should try to post the full contingent of staff by the end of June, 1958.
- (b) The State Governments should again consider the feasibility of providing some incentive in the form of special pay equivalent to 25% of the basic salary with a view to compensate for the different conditions of life in these areas.
- (c) Efforts should be made to complete the staff quarters either through the Public Works Department or departmentally during the current year. Until permanent quarters are built, at least temporary structures with mud or bamboo walls and thatched roof should be provided for the staff immediately.
- (d) In order to encourage the staff in various Departments to learn the tribal dialects, special awards should be given to those persons who learn and pass test in the recognised local tribal dialects.
- (e) The basic survey should be completed as early as possible in the case of those blocks where it has not yet been done, so that the programme to be implemented may really reflect the special needs of the area.
- (f) Special orientation course of 2 to 3 weeks' duration in the special problems of tribal areas should be arranged during the current year for Block Development Officers, (Village Level Workers and all Block Level Extension Officers excepting Social Education Organizers for whom special training is provided at Ranchi).
- (g) Each State Government should examine the present coverage of each Village Level Worker in relation to the population, area and number of villages and prepare proposals for increasing the number of Village Level Workers where necessary upto a maximum of 20. It was felt that the extra cost could be adjusted within the ceiling provided for personnel in the schematic budget.
- (h) Where it is not possible for the tribal people to contribute even 25% as their share for certain items, the Development Commissioner should be authorised further to relax the quantum of contribution in special cases.
- (i) It is considered very necessary that the subsidy for irrigation works undertaken from the block budget should not be less than 50%, as is the case for Grow More Food Scheme. Similarly, the subsidy for Soil Conservation Schemes should not be less than 75% as provided for such schemes by the All India Soil Conservation Board.
- (j) In addition it was suggested that in view of the prevailing indebtedness among tribals, suitable measures be taken to examine the problem in detail and to enact legislation for meeting the problem. In addition, suitable measures such as credit facilities to purchase minor forest produce at low prices should be introduced.
- (k) With reference to the shortage of technically trained staff, an appeal should be made to qualified persons to offer their services in a missionary spirit in tribal areas.
- (l) In view of the prevailing terrain, making communication difficult, the extension workers should assume a multi-purpose role to the extent possible.



- (m) To make it possible for the tribal community to take increasing interest in the development of their own community, it was necessary to train local workers and leaders for assuming the responsibilities for the future programme of Community Development.
- (n) Efforts should be made to encourage voluntary organisations to take interest in the programme of development in tribal areas.

(ii) With regard to the need to establish effective coordination between the Tribal Welfare Department and the Community Development Department at the State level in promoting the progress of Tribal Welfare in Community Development Blocks inhabited by tribals, and specially in the Multi-purpose Tribal Blocks, it was resolved that in order to enable the Tribal Welfare Department to implement its special schemes with speed and promptitude in tribal blocks and to play its role of advising and guiding the blocks staff in the special problems of tribals, a Joint Director should be provided in the Directorate of Tribal Welfare in those States where the Director is not in a position to carry out this assignment.

(iii) With reference to the need to confine to the earlier decision of limiting the population of tribals to 25,000 and to utilise Rs. 100 per capita for the development of the tribals, as visualised in the earlier scheme of Multi-purpose Tribal Blocks, it was felt that the State Governments should examine this question and see whether the present coverage should be reduced. It was further felt that the question of population coverage should be fully kept in view at the time of allotting new Multi-purpose Tribal Blocks.

## APPENDIX XXIV

STATEMENT SHOWING REHABILITATION OF PERSONS DISPLACED DUE TO THE CONSTRUCTION OF DAMS, INDUSTRIAL PLANTS, FACTORIES AND OTHER DEVELOPMENT PROJECTS

S. No.	State/Union Territory	Name of the Project	Number of families displaced		Number of families rehabilitated			
			Total	Scheduled Castes	Total	Scheduled Tribes		
(1)	(2)	(3)	(4)	(5)	(6)	(7)	(8)	(9)
1.	Bihar	(i) Project Headquarter Rannagar Community Development Block, Champaran .. .. .	22	22	..	22	22	..
		(ii) Sindri Fertilizer Factory, Dhanbad .. .. .	1,346	23	560	N.A.	N.A.	N.A.
		(iii) Maithon Dam Reservoir under Dhanbad District .. .. .	4,602	25	273	4,602	N.A.	9
		(iv) Tilaiya Project Damodar Valley Corporation .. .. .	2,691	203	.	2,691	203	..
		(v) Konar Dam Damodar Valley Corporation, Hazaribagh District .. .. .	1,218	36	52	1,218	36	52
		(vi) Mayurakshi Canada Dam .. .. .	5,500	372	2,910	5,500*	372*	2,910*
2.	Bombay	(i) Khaspur Project Paranda Taluqa District Osmanabad .. .. .	N.A.	9	N.A.	N.A.	9	N.A.
		(ii) Construction of Dam and Thermal Station at Paras in Balapur Taluqa in Akola District .. .. .	6	6	..	6	6	..
		(iii) Ghee Bundh, Ghee Canal, Okhamadhi Rodal Bhadthar-Advana Road in Khambhalia .. .. .	17	N.A.	N.A.	N.A.	N.A.	N.A.
		(iv) Dudhala Fulzar Irrigation Scheme .. .. .	11	N.A.	N.A.	11	N.A.	N.A.

\*Families covered by Jamabandis.

APPENDIX XXIV—contd.

(1)	(2)	(3)	(4)	(5)	(6)	(7)	(8)	(9)
2.	Bombay—contd.							
	(v)	Sassi Canal in Laipur .. ..	6	N.A.	N.A.	N.A.	N.A.	N.A.
	(vi)	Mitana Irrigation-Dam .. ..	14	14	..	N.A.	N.A.	..
	(vii)	Moj Irrigation Dam .. ..	14	14	..	14	14	..
	(viii)	Brahmani Irrigation Dam in Zaiwada District .. ..	12	..	12	N.A.	..	N.A.
	(ix)	Vavana Reclamation Banch ..	8	..	8	N.A.	..	N.A.
	(x)	Gondli Irrigation Dam .. ..	3	..	3	N.A.	..	N.A.
	(xi)	Koli Bhikka Govind .. ..	1	..	1	1	..	1
	(xii)	Koli Amba Rukhad .. ..	1	..	1	1	..	1
	(xiii)	Vanand Ramji and Amba Arjan	1	..	1	1	..	1
	(xiv)	Khumbhar Valaji and Vala and Mulakana .. ..	1	..	1	1	..	1
	(xv)	Khumbhar Valaji and Mula and Valakana .. ..	1	..	1	1	..	1
3.	Madhya Pradesh ..	(i) Mata Tila Dam Project of Uttar Pradesh on the border of Madhya Pradesh .. ..	31	3	28	N.A.	N.A.	N.A.
		(ii) Loni Dam Thonthar Tehsil ..	7	N.A.	N.A.	7	N.A.	N.A.
		(iii) Hirakud Dam Project .. ..	161	97	64	N.A.	N.A.	N.A.
		(iv) Sapna Tank Project .. ..	N.A.	N.A.	N.A.	N.A.	N.A.	N.A.
		(v) Shiv Gad Bhedali Tank .. ..	12	..	12	N.A.	..	N.A.
		(vi) Dudhawa Feeder Tank .. ..	189	24	165	N.A.	N.A.	N.A.
		(vii) Bhilai Steel Project .. ..	1,106	735	57	150	73	8
		(viii) Gopal Pura Tank .. ..	266	N.A.	N.A.	N.A.	N.A.	N.A.
		(ix) Mata Tila Dam Project, Pichhora District, Shivpuri .. ..	100	N.A.	N.A.	N.A.	N.A.	N.A.
		(x) Chambal Hydro .. ..	37	N.A.	N.A.	N.A.	N.A.	N.A.
		(i) Hindustan Steel Private Limited.	2,333	731	1,126	108	32	76
4.	Orissa .. ..	(ii) Machkund Hydro-Electric Pro- ject, Machkund .. ..	2,406	232	1,309	2,015	N.A.	89
		(iii) Hirakud Dam Project .. ..	14,352	838	1,636	4,644	838	1,636

5. Punjab	Garden Colony, Rohtak ..	15	15	..	NA.	NA.	..
	(ii) Pond Area Head Harike District Kapurthala .. ..	66	62	N.A.	66	62	N.A.
6. Rajasthan .. ..	(i) Maiza Dam District Bhilwara ..	49	49	..	49	49	..
7. Uttar Pradesh .. ..	(i) Government Cement Factory Churek, Mirzapur .. ..	13	13	..	13	13	..
	(ii) Sarda Sagar Scheme in District Pilibhit .. ..	85	N.A.	N.A.	N.A.	N.A.	N.A.
	(iii) Sarda Sagar Scheme in District Nainital .. ..	121	N.A.	N.A.	121	N.A.	N.A.
	(iv) Naraini Gandak Pokhara Canal ..	66	66	..	N.A.	N.A.	..
	(v) Chandraprabha Dam, District Varanasi .. ..	29	26	N.A.	29	26	N.A.
	(vi) Naugar Dam, District Varanasi ..	165	29	N.A.	165	29	N.A.
	(vii) Chendam .. ..	221	113	N.A.	N.A.	N.A.	N.A.
	(viii) Rangavan Dam Project .. ..	258	60	N.A.	N.A.	43	N.A.
	(ix) Sirsi Dam .. ..	316	N.A.	N.A.	N.A.	N.A.	N.A.
	(x) Balui Dam .. ..	15	15	..	N.A.	N.A.	..
	(xi) Saprar Dam Project, .. ..	280	N.A.	N.A.	280	N.A.	N.A.
8. Himachal Pradesh .. ..	(i) Bhakhra Dam .. ..	3,838	N.A.	N.A.	260	N.A.	N.A.
	TOTAL .. ..	42,012	3,832	8,220	21,976	1,827	4,785

APPENDIX XXIV—contd.

Sl. No.	State/Territory	Name of the Project (3)	Acres of land from which Displaced		Acres of land allotted	
			Total (10)	Scheduled Castes (11)	Total (13)	Scheduled Tribes (15)
1.	Bihar	(i) Project Headquarter Ramnagar Community Development Block, Champaran .. .. .	7.5	7.5	10	..
		(ii) Sindhri Fertilizer Factory, Dhanbad .. .. .	5,287.54	105.63	N.A.	N.A.
		(iii) Maithon Dam Reservoir under Dhanbad District .. .. .	21,621.98	129.62	1,359.25	1,281.61
		(iv) Tilaiya Project Damodar Valley Corporation .. .. .	16,107.00	354.17	3,336	..
		(v) Konar Dam Damodar Valley Corporation, Hazaribagh District .. .. .	6,672.00	49.15	1,292	N.A.
		(vi) Mayurakshi Canada Dam .. .. .	19,247.73	537.17	2,354.37	2,082.21
2.	Bombay	(i) Khaspur Project Paranda Taluqa District Osmanabad .. .. .	N.A.	43.05	N.A.	N.A.
		(ii) Construction of Dam and Thermal Station at Paras in Balapur Taluqa in Akola District .. .. .	21.45	21.45	N.A.	..
		(iii) Ghee BUNDH, Ghee Canal, Okhamadhi Rodal Bhadthar-Advana Road in Khambhalia .. .. .	123.95	N.A.	N.A.	N.A.
		(iv) Durdhala Fulzar Irrigation Scheme .. .. .	N.A.	N.A.	N.A.	N.A.
		(v) Sassi Canal in Laipur .. .. .	113.125	N.A.	N.A.	N.A.
		(vi) Mitana Irrigation Dam .. .. .	139.00	139.00	N.A.	..
		(vii) Moj Irrigation Dam .. .. .	2.125	2.125	3.025	..
		(viii) Brahmuni Irrigation Dam in Zalwada District .. .. .	8.425	..	N.A.	N.A.

	(ix)	Yavana Reclamation Banch ..	18.775	..	18.775	..	N.A.	..	N.A.
	(x)	Gondli Irrigation Dam ..	59.05	..	59.05	..	N.A.	..	N.A.
	(xi)	Koli Bhikka Govind ..	4.75	..	4.75	..	N.A.	..	N.A.
	(xii)	Koli Amba Rukhad ..	29.00	..	29.00	..	N.A.	..	N.A.
	(xiii)	Vanand Ramji and Amba Arjan ..	5.95	..	5.95	..	N.A.	..	N.A.
	(xiv)	Khumbhar Valaji and Vala and Mulakana ..	15.45	..	15.45	..	N.A.	..	N.A.
	(xv)	Khumbhar Valaji and Mula and Valakana ..	45.15	..	45.15	..	N.A.	..	N.A.
3.		Madhya Pradesh ..							
	(i)	Mata Tila Dam Project of Uttar Pradesh on the border of Madhya Pradesh ..	63.29	10.17	53.12	N.A.	N.A.	N.A.	N.A.
	(ii)	Loni Dam Thonthar Tehsil ..	3.13	N.A.	N.A.	N.A.	N.A.	N.A.	N.A.
	(iii)	Hirakud Dam Project ..	332.26	249.56	82.70	N.A.	N.A.	N.A.	N.A.
	(iv)	Sapna Tank Project ..	591.45	N.A.	N.A.	N.A.	N.A.	N.A.	N.A.
	(v)	Shiv Gad Bhedali Tank ..	64.87	..	64.87	..	N.A.	..	N.A.
	(vi)	Dudhawa Feeder Tank ..	1.385	64.38	1,320.62	N.A.	N.A.	N.A.	N.A.
	(vii)	Bhilai Steel Project ..	12,042.69	2,092.99	168.02	N.A.	N.A.	N.A.	N.A.
	(viii)	Gopal Pura Tank ..	222.68	N.A.	N.A.	N.A.	99.04	N.A.	N.A.
	(ix)	Mata Tila Dam Project, Pichhora District, Shivpuri ..	311	N.A.	N.A.	N.A.	N.A.	N.A.	N.A.
	(x)	Chambal Hydro ..	N.A.	N.A.	N.A.	N.A.	N.A.	N.A.	N.A.
4.		Orissa ..							
	(i)	Hindustan Steel Private Limited ..	15,182.94	3,825.76	8,158.035	3,466.10	743.46	1,344.8	
	(ii)	Machkund Hydro-Electric Project, Machkund ..	13,600.04	749.08	7,209.76	N.A.	N.A.	N.A.	N.A.
	(iii)	Hirakud Dam Project ..	1,60,174.09	6,154.09	11,115.65	7,095.94	382.26	715.9	
5.		Punjab ..							
	(i)	Garden Colony, Rohtak ..	1.5	1.5	..	N.A.	N.A.	..	..
	(ii)	Pond Area Head Harike District Kapurthala ..	N.A.	N.A.	N.A.	N.A.	N.A.	N.A.	N.A.
6.		Rajasthan ..							
	(i)	Maiza Dam District Bhilwara ..	N.A.	N.A.	..	N.A.	N.A.	N.A.	..

## APPENDIX XXIV—contd.

(1)	(2)	(3)	(10)	(11)	(12)	(13)	(14)	(15)
7.	Uttar Pradesh							
		(i) Government Cement Factory Churek, Mirzapur .. .. .	25.8	25.8	..	N.A.	N.A.	..
		(ii) Sarda Sagar Scheme in District Pilibhit .. .. .	5,999.22	N.A.	N.A.	N.A.	N.A.	N.A.
		(iii) Sarda Sagar Scheme in District Nainital .. .. .	1,300.768	N.A.	N.A.	1,300.768	N.A.	N.A.
		(iv) Naraini Gandak Pokhara Canal	20	20	..	N.A.	N.A.	..
		(v) Chandraprabha Dam, District Varanasi .. .. .	180.435	142.06	N.A.	180.435	142.06	N.A.
		(vi) Naughar Dam, District Varanasi	541.710	247	N.A.	541.710	247	N.A.
		(vii) Chendam .. .. .	2,000	350	N.A.	4,000	N.A.	N.A.
		(viii) Rangavan Dam Project .. .. .	11,600.6	312	N.A.	4,084.12	215	N.A.
		(ix) Sirsi Dam .. .. .	1,000	N.A.	N.A.	N.A.	N.A.	N.A.
		(x) Balui Dam .. .. .	50	50	..	N.A.	N.A.	..
		(xi) Saprar Dam Project .. .. .	4,586	N.A.	N.A.	3,695	N.A.	N.A.
8.	Himachal Pradesh	(i) Bhakhra Dam .. .. .	1,800	N.A.	N.A.	700	N.A.	N.A.
		TOTAL .. .. .	3,02,609.423	15,683.255	45,484.685	33,517.758	2,049.955	5,424.6

## APPENDIX XXV

STATEMENT SHOWING THE PROVISION MADE FOR 'COMMUNICATIONS' IN THE SECOND FIVE YEAR PLAN AND EXPENDITURE INCURRED DURING 1956-57 AND 1957-58.

Sl. No.	Name of the State/ Union Territory.	Provision made in the Second Five Year Plan.				Expenditure incurred during 1956-57				Expenditure Proposed for 1957-58.				Physical Targets to be achieved during the Second Five Year Plan.	
		Under State Sector.		Under Central Sector.		Under State Sector.		Under Central Sector.		Under State Sector.		Under Central Sector.		Under State Sector.	
		(3)	(4)	(5)	(6)	(7)	(8)	(9)							
1.	Andhra Pradesh	..	42.66	6.76	11,18,518	Nil	11,40,800	N.A.	37.9 miles formation of roads, 15.2 miles formation of bridges, 10 roads (Hyderabad).						
2.	Assam	..	492.67	36.21	69,87,000	1,03,000	68,06,600	3,00,000	1,654 miles of roads and 5 bridges.						
3.	Bihar	..	27.50	25.00	2,85,251	86,085	3,43,240	4,62,000	500 miles of roads.						
4.	Bombay	..	10.75	13.00	Nil	Nil	30,586	61,500	200 miles of approach road.						
5.	Jammu and Kashmir	..	..	..	..	..	..	..	No Scheduled Tribes						
6.	Kerala	..	..	..	..	..	..	..	..						
7.	Madhya Pradesh	..	12.60	74.00	1,04,358	1,73,000	2,36,000	N.A.	1,550 miles of roads.						
8.	Madras	..	0.72	..	Nil	..	..	..	3 roads.						
9.	Mysore	..	1.45	1.70	11,708	2,650	10,000	N.A.	10 approach roads, 100 miles of new roads.						
10.	Orissa	..	14.00	25.00	1,50,000	5,00,000	2,00,000	5,00,000	4,700 miles of roads.						
11.	Punjab	..	..	77.54	..	N.A.	..	N.A.	158 miles of roads.						
12.	Rajasthan	..	7.25	..	500	..	1,25,000	..	135 miles of roads.						
13.	Uttar Pradesh	..	..	..	..	..	..	..	No Scheduled Tribes						
14.	West Bengal	..	15.72	7.62	2,01,600	Nil	60,200	2,000	265 miles of roads, 400 bridges and ramparts.						



## APPENDIX XXV—contd.

(1)	(2)	(3)	(4)	(5)	(6)	(7)	(8)	(9)
15.	Delhi	..	..	No Scheduled Tribes	..	..	..	..
16.	Himachal Pradesh	..	..	..	8,234	29,262	N.A.	..
17.	Manipur	..	15.23	2,16,600	Nil	4,00,000	87,290	(i) 30 miles of motorable roads. (ii) 1,048 miles of bridle paths. (iii) 50 bridges. (iv) 50 rest camps.
18.	Tripura	..	..	..	Nil	..	20,000	..
	TOTAL	..	640.55	90,75,535	8,72,969	93,82,388	14,32,790	9,330 miles of roads, 1,048 miles of bridle paths, 23 roads, 455 bridges and ramparts, 50 rest camps.

Sl. No.	Name of State or Union Territory.	Physical Targets.						
		Physical Targets to be achieved during the Second Five year Plan Under Central Sector.		Physical Targets proposed for 1957-68.				
		Under State Sector.	Under Central Sector.	Under State Sector.	Under Central Sector.			
(1)	(2)	(10)	(11)	(12)	(13)	(14)		
1.	Andhra Pradesh ..	338 miles of roads.	8 Pucca road and 4 village roads. Rs. 6,000 in Telengana region.	Nil	Nil	N.A.	109 miles of roads.	
2.	Assam ..	110 miles and 1 pucca road.	262 miles of new roads and improvement of 59 miles of roads.	Kamikhya Temple Road.	5,967 miles of roads under construction.	Kamikhya Temple Road.		
3.	Bihar ..	926 miles of Hillpaths and village roads.	N.A.	N.A.	N.A.	N.A.	The Ghat Section of Adhaura Road (6 miles) (incomplete).	
4.	Bombay ..	Roads, Bridges, Culverts etc.	Nil	Construction of 6 miles of roads.	..	..	Nil.	
5.	Jammu and Kashmir	No Scheduled Tribes						
6.	Kerala ..	..	..	..	..	..	..	
7.	Madhya Pradesh ..	500 Bridle paths, 550 miles of other roads and 70 Ghats, 5 Road-cum-stop-Dams, 25 ordinary Rapats.	693 1/2 miles. Information about Madhya Bharat region not available.	50 miles of roads and 14 Ghats.	730 miles and 5 causeways.	230 miles of roads, 14 Ghats, 1 Dam, 1 Rapat.		
8.	Madras ..	..	Nil.	..	..	..	..	
9.	Mysore ..	..	6 furlongs and one road.	5 miles and 3 new roads.	One mile and 3 roads.	N.A.	N.A.	
10.	Orissa ..	1,000 miles of paths etc.	375 miles of roads.	N.A.	400 miles of roads.	N.A.	N.A.	
11.	Punjab ..	243 miles of roads, other roads.	N.A.	Nil	Nil	Nil.	Nil.	
12.	Rajasthan ..	..	N.A.	..	N.A.	..	..	
13.	Uttar Pradesh ..	No Scheduled Tribes						

## APPENDIX XXV—contd.

(1)	(2)	(10)	(11)	(12)	(13)	(14)
14.	West Bengal ..	435 miles of bridle paths and morrum roads.	9 miles of roads.	Nil	10 miles of roads, 20 bridle paths, 3 bridges.	6 miles of roads.
15.	Delhi ..	..	..	No Scheduled Tribes		
16.	Himachal Pradesh ..	N.A.	..	3 Bridges, 4 miles bridle path completed.	11 miles of road.	2 miles of road, 1 bridge, 1 Jhoola.
17.	Manipur ..	700 miles of bridle paths.	11 bridges, 883 bridle paths, 94 1/2 miles of roads.	Nil	200 paths.	N.A.
18.	Tripura ..	20 miles of bridle paths.	..	Nil	..	5 miles of roads.
	TOTAL	1,586 miles of roads, 3,236 miles of bridle paths, 1 road, Ghats, 25 Rapats, 5 Road-cum-Stop-Dams.	1,494 miles of roads, 13 Roads, 11 Bridges, 883 bridle paths.	65 mile of roads, 14 Ghats, 3 Bridges.	6,108 miles of roads, 5 causeways, 3 Roads, 20 Bridle paths, 3 Bridges.	358 miles of roads, 14 Ghats, 1 Dam, 1 Rapat, 1 Bridge, 1 Jhoola.

## APPENDIX XXVI

STATEMENT SHOWING THE SCHEDULED AREAS AND POPULATION OF SCHEDULED TRIBES IN THOSE AREAS IN THE VARIOUS STATES BASED ON 1951 CENSUS.

Serial No.	Name of the State	Total approximate population of Scheduled Areas in the reorganised States	Approximate population of Scheduled Tribes in the Scheduled Areas	Approximate area in Sq. miles of the Scheduled Areas	REMARKS
(1)	(2)	(3)	(4)	(5)	(6)
1.	Andhra Pradesh	--	8,20,384	5,16,609	10,875·63
2.	Bihar	..	..	24,57,993	15,611

The total area of the Scheduled Areas of the re-organised Andhra Pradesh was calculated to be 11,605 Sq. miles from the information available in this office in 1956. This was forwarded to the State Government for verification and confirmation. In May, 1957 the State Government informed that the area of the Scheduled No. of the re-organised State was 10,888·17 Sq. miles (6,049·17 Sq. miles Scheduled Areas of old Andhra Pradesh + 4,837 Sq. miles Scheduled Area transferred to Andhra Pradesh from erstwhile Hyderabad State=10,888·17 Sq. miles). As there was a discrepancy in the area mentioned by the State Government as transferred from Madras State, the State Government was requested to verify the area transferred from Madras to that State and intimate the correct area of the Scheduled Areas. The State Government have now informed that the Scheduled Areas of the old Andhra State is 6,503·53 Sq. miles. The total Scheduled Area of the Hyderabad State was 4,839 Sq. miles out of that area, a small part of Adilabad District (466·9 Sq. miles approximately) was transferred to Bombay State. The remaining area was transferred to the Andhra State. The Scheduled Area of the Andhra Pradesh will, therefore, be 10,875·63 Sq. miles (6,503·53 Scheduled Area of whole Andhra State + 4,372·10 Sq. miles transferred from the old Hyderabad State to Andhra State=10,875·63 Sq. miles). The total population of the Scheduled Areas and the Scheduled Tribes population in the Statement, as mentioned in columns 3 and 4 of this Statement, have been intimated by the Andhra Government in May, 1957.

The total area of the Scheduled Areas of the State of Bihar was shown as 15,227 Sq. miles (approximately) in the annual Administration Reports for the Scheduled Areas for the years 1952, 1953 and 1954. The population of the Scheduled Tribes in the Scheduled Areas was reported to be 30·48 lakhs (approximately) in the 1952 Report, while in the 1953 and 1954 Reports that figure was shown as 30,46,718. In the 1955 Report, however, the area of the Scheduled Areas has been shown as 15,611 Sq. miles and the population of the Scheduled Tribes of the Scheduled Areas as 24,57,993. The latest figures as supplied by the State Government have been shown in the Statement.

## APPENDIX XXVI—contd.

(1) (2)	..	..	..	..	..
(1) (2)	(3)	(4)	(5)	(6)	
3. Bombay	..	26,99,937	15,69,454	15,69,672	<p>In the Administration Report for the Scheduled Areas for the year 1952, the total area of the Scheduled Areas of the Bombay State was mentioned as 1,948.7 Sq. miles and the total population in the Scheduled Areas as 21,71,941. In the Administration Report for 1953, the area of Scheduled Areas was mentioned as 10,615.3 Sq. miles (having 5,286 villages and 17 towns) and total population of those areas as 21,60,785. In the Administration Report for 1954 and 1955 however, the Scheduled Area of the State was mentioned as 10,634.3 Sq. miles (having 5,296 villages and 17 towns), and the total population of the Scheduled Areas as 21,68,280.</p>
4. Madhya Pradesh	..	N.A.	14,68,217	25,679	<p>On the re-organisation of Bombay State, some Scheduled Areas from Madhya Pradesh and some Scheduled Areas from the erstwhile Hyderabad State have been added to the Scheduled Areas of the old Bombay State. The Bombay Government in their letter dated the 27th April, 1957 had intimated that the total Scheduled Area transferred to the Bombay State from Madhya Pradesh was 3,194 Sq. miles. But on further information, it is now learnt that a total area of 4,595 Sq. miles has been transferred to the Bombay State from Madhya Pradesh. In addition to this area, 466.9 Sq. miles of the Scheduled Area have the Marathwada area of the erstwhile Hyderabad State been added to the Scheduled Areas of the Bombay State. Thus the total area of the Scheduled Areas of the Bombay State comes to 15,696.2 Sq. miles. There was total population of 3,88,090 in the Scheduled Areas of Madhya Pradesh transferred to Bombay and 1,63,567 in the Scheduled Areas transferred from the erstwhile Hyderabad to Bombay. The original population of the Scheduled Areas of reorganised Bombay State will therefore, be 26,99,937. The total Tribal population in the Scheduled Areas of the re-organised Bombay State comes to 15,69,454 as shown here: 14,01,220 Scheduled Tribes population in the Scheduled Areas of the old Bombay State, 1,49,948 Scheduled Tribes population in the Scheduled Areas transferred from Madhya Pradesh to Bombay and 18,256 Scheduled Tribes population in the Scheduled Areas transferred to Bombay State from erstwhile Hyderabad State.</p> <p>In 1955, the total area of the Scheduled Areas of Madhya Pradesh was stated to be 20,263 Sq. miles. Since then, on the re-organisation of the States, Scheduled Areas which were situated in the Vidarbha region were transferred to the Bombay State, while the whole of the Scheduled Area of Madhya Bharat was added to the Madhya Pradesh Scheduled Areas. The Scheduled Areas of the re-organised Madhya Pradesh, therefore, comes to 25,679 (approximately) (20,263 original Scheduled Areas—4,595 Scheduled Areas transferred to Bombay + 10,011 Sq. miles Scheduled Areas from Madhya Pradesh = 25,679 Sq. miles). The population of the Scheduled Tribes in columns 4 of this statement has been arrived at by subtracting the population</p>

of Scheduled Tribes in the Scheduled Areas transferred to Bombay State and adding the population of Scheduled Tribes in the Scheduled Areas added to the old Madhya Pradesh from erstwhile Madhya Bharat State.

The Report on the Administration of the Scheduled Areas for the year 1951, mentioned the area of the Scheduled Areas of the State as 21,824 Sq. miles. The total population of the Scheduled Areas as 33,13,638 and the population of the Scheduled Tribes of the Scheduled Areas as 17,14,188. The Reports for the years 1955 and 1956, however, state the Scheduled Area to be 22,014 Sq. miles, the total population of the Scheduled Areas as 32,29,049 and the Scheduled Tribes population in the Scheduled Areas as 15,22,527. The latest figures as provided by Orissa Government have been incorporated in the statement.

The figures given in columns 3, 4 and 5 are as furnished by the State Government in the Governor's Report for the year 1955.

The total population of the Scheduled Tribes in Rajasthan was stated to be 3,16,348 in the Annual Report on the Scheduled Areas for 1955. Since then, more Tribes have been notified and added to the list of Scheduled of the State. The total population of the Scheduled Tribes in the Scheduled Areas has thus increased, which is not available.

5. Orissa	..	..	32,29,049	15,22,527	22,014	
6. Punjab	..	..	11,423	2,429	4,695	
7. Rajasthan	..	..	N.A.	N.A.	3,666	
<b>Total</b>	..	..	<b>67,60,793</b>	<b>75,37,229</b>	<b>98,236*83</b>	

N.A.—Not available.

## APPENDIX XXVII

STATEMENT SHOWING THE CONSTITUTION OF TRIBES ADVISORY COUNCILS IN THE VARIOUS STATES AND WORK DONE BY THEM DURING 1957

Serial No.	Name of the State	Constitution of the Council	Number of meetings held in year 1956	Number of meetings held during 1957	Important recommendation made during 1957.	Action taken by the State Government
(1)	(2)	(3)	(4)	(5)	(6)	(7)
1.	Andhra Pradesh	Consequent on the re-organisation of the State Government have reconstituted Andhra Pradesh Tribes Advisory Council in January 1958, and have appointed 4 official members and 16 non-official members from amongst the elected representatives of the State Assembly and other members from the Scheduled Tribes, with Minister for Social Welfare and Labour as <i>ex-officio</i> Chairman.	One meeting was held on the 8th August, 1956.	No meetings were held during 1957.	Nil	Nil
2.	Bihar	Bihar Tribes Advisory Council was reconstituted in May, 1958 with 18 members including the Chief Minister of the State as Chairman.	..	No meetings were held.	Nil	Nil
3.	Bombay	The Government of Bombay framed rules for the constitution and working of the Tribes Advisory Council in July, 1957 in supersession of the Bombay Tribes Advisory Council Rules 1952, the Hyderabad State Tribes Advisory Council Rules 1955, and the Madhya Pradesh Tribes Advisory Council Rules 1950 and appointed in September 1957, twenty members including the Minister-in-charge of Social Welfare Department as <i>ex-officio</i> Chairman and fifteen elected representatives of Scheduled Tribes from the Assembly to the Council.	One meeting was held.	One meeting was held on the 26th October, 1957 (One meeting was held on the 2nd March, 1958 also).	Under the Adivasi Multi-Purpose projects programme emphasis may be laid on the development of agriculture and cottage industries.	Under consideration of the Government.
					Under the Adivasi Multi-Purpose projects programme popular contribution may not be insisted upon in respect of drinking water wells and that the item of drinking water wells may be included in the list of items on which popular contribution is not insisted upon in Backward Areas.	Under consideration of the Government.

Under consideration of the Government.

This Council recommends to the Government that the popular contribution for construction of primary school buildings which is now 40% in non-backward areas, and 20% in backward areas may be reduced to 10% in backward areas.

This Council recommends to the Government that the subsidy amount for (i) construction of drinking water wells under the centrally sponsored programme for Scheduled Tribes and (ii) construction of irrigation wells in Scheduled Areas, may be paid in quarterly instalments and that District Local Boards may be authorised to do so.

Former part of the resolution regarding (i) construction of drinking water wells under the Centrally Sponsored Programme is under the consideration of the Government. In respect of (ii) Government have authorised the Director of agriculture to pay the subsidy of Rs. 1,500 per well to Scheduled Tribes agriculturists in the following instalments for digging wells:

- (a) The first instalment equal to one third of the total subsidy to be paid in advance.  
 (b) The second instalment equal to one third of the total subsidy to be paid during the construction of wells.

- (c) The balance to be paid after the work is completed.

The labour to be contributed by the cultivators.

Nil

Nil

No meetings were held during 1957.

The Madhya Pradesh Government re-constituted the Tribes Advisory Council in that

4. Madhya Pradesh.



APPENDIX XXVII—contd.

(1)	(2)	(3)	(4)	(5)	(6)	(7)
5.	Madras	<p>State in February, 1958 and appointed 20 members inclusive of the Minister-in-charge of the Tribes Welfare Department and 15 representatives of the Scheduled Tribes in the Assembly to the Council.</p>	<p>One meeting was held on 21st September, 1956.</p>	<p>No meeting was held in 1957 (one meeting was held on 27th January 1958).</p>	<p>There are about 1,500 acres of Toda Patta lands within wenclock downs which were in the enjoyment of Todas but they were not permitted to cultivate the lands except to the extent for which they were given lease. It was suggested that these lands should be assigned to them permanently. In view of the fact that the question of permanent assignment of Toda Patta lands to the Todas had been examined and rejected several times in the past, it was resolved that the question may be examined whether the permits may not be issued for a period of 5 years instead of annually. It was resolved that in respect of areas encroached by the Todas it should be examined whether such areas should not be leased out to the encroachers themselves under a permit system for a period not exceeding 5 years as in the case of original leases and the Collector may be asked to remit the fines imposed upon the encroachers in such cases.</p>	Nil
		<p>The Government of Madras re-constituted State Tribes Advisory Council with Minister for Public Works and Backward Classes Welfare as Chairman and 6 other members.</p>				
						Nil
						Nil

At present the following amounts are given on half loan and half grant basis to the Scheduled Tribes under the grant-in-aid schemes for agricultural purposes :—  
 Todas Rs. 600 per family ;  
 Kotas, Irulars and other Scheduled Tribes Rs. 150 per family.

It was resolved that the grants for Kotas, Irulars and other Scheduled Tribes may be increased to Rs. 250 from the next year.

It was resolved that a sum of Rs. 2,000 may be provided for completing the construction of road between Kotagiri to Aggal under the grant-in-aid schemes for 1958-59.

Nil

The question of assigning about 10 acres of land in the neighbourhood of the residential schools for tribals so that the students can be given vocational training in agriculture, gardening and other basic subjects may be examined.

Nil

It was decided that a scheme should be formulated for recommendation to the Government of India for sufficient grant-in-aid (at least more than 2 crores of rupees) for the purpose of terracing the hills, soil conservation and for imparting necessary training for the same so as to prevent Podu cultivation among the hill tribes for preservation of forests and prevention of soil erosion.

Nil

The problems relating to encroachment of lands in different districts were discussed. The Chairman pointed out that lease of lands should not be permitted where there is encroachment on Gochar land or common land. It was considered desirable to examine each case on its own merits.

Nil

The Cottage Industries of Namda felting and carpet weaving of Tibetan pattern should be

One meeting was held on 9th November, 1957.

One meeting was held on 3rd April 1956.

Orissa Tribes Advisory Council was re-constituted in July, 1957 and 18 members including the Chief Minister of the State as Chairman of the Council were appointed to the same. Two members were appointed later to bring the total 20.

6. Orissa

One meeting was held on 11th and 12th October, 1957.

One meeting was held on 30th and 31st August, 1956.

The Punjab Tribes Advisory Council was re-constituted in September, 1957 and eleven

7. Punjab

APPENDIX XXVII—contd.

(1)	(2)	(3)	(4)	(5)	(6)	(7)
	members including the Chief Minister as Chairman were appointed to the same.				<p>tried. Steps should be taken to train men for imparting training to the Lahauli and Spitian children. It was pointed out that there is scope for leather industry and it was decided to train 10 persons belonging to the Scheduled Areas.</p>	Nil
					<p>It was decided that export policy would be uniform for Lahaul and Spiti as well as for Amritsar traders and no preference would be given to Amritsar traders.</p>	Nil
					<p>Employment of local labour on road building works in Lahaul and Spiti areas. The details of machinery required cost of which amounted to Rs. 3,67,415 were given to the Commissioner for Scheduled Castes and Scheduled Tribes, who promised to look into the matter and move the Government of India, Ministry of Home Affairs. Assistant Commissioner for Scheduled Castes and Scheduled Tribes was requested to get it done on top priority basis.</p>	Nil
					<p>In order to encourage the cultivation of wheat it was decided to give subsidy at the rate of Rs. 2 per maund on fertilizer to those people who used it for the cultivation of wheat.</p>	Nil
					<p>It was decided to speed up the construction of the hostel at Manali, where the students belonging to Scheduled Areas should be given free boarding and lodging.</p>	

Nil

An estimate amounting to Rs. 1,63,440 has been prepared for the construction of 12 inter-village paths, the width of which would be 4 feet. It was further decided that all villages should be connected with Jhoolas where needed and provision for this should be made in the inter-village paths estimate. Enhanced travelling allowances should be given to Government servants while on tour in Lahaul and Spiti areas.

Nil

Information available in the office shows that no meeting was held during 1957-58.

Nil

Nil

No meetings were held during 1957

Nil

One meeting was held on 23rd March 1956.

8. Rajasthan .. The Government of Rajasthan have re-constituted the State Tribes Advisory Council in March, 1958 and appointed 18 members excluding the Chairman. 14 members are from amongst the representatives of Scheduled Tribes in the State Legislative Assembly and 4 members are from amongst the non-Scheduled Tribes members in the assembly.

Nil

9. West Bengal .. The Government of West Bengal re-constituted the Tribes Advisory Council in November, 1957 and appointed 20 members inclusive of Minister of Social Welfare as *ex-officio* Chairman and 15 representatives of Scheduled Tribes in the Assembly.

### APPENDIX XXVIII

RESOLUTIONS PASSED AT THE FOURTH TRIBAL WELFARE CONFERENCE HELD AT KORAPUT,  
ORISSA ON 29TH AND 30TH APRIL AND 1ST MAY, 1957.

#### *Resolution No. 1:—Classification of Tribals.*

In view of the Constitutional provision under Article 339 for the appointment of a Commission to report on the administration of the Scheduled Areas and the welfare of Scheduled Tribes in the States, this Conference requests the Government of India to finalise the criteria for the definition of the Scheduled Tribes from scientific point of view and make it easier for that Commission to revise the lists of Scheduled Tribes and evaluate the welfare schemes that have been undertaken since the commencement of the Constitution. This may be undertaken by carrying out random sample survey in various States. The Bharatiya Adimjati Sevak Sangh offers its wholehearted co-operation in carrying out such surveys and gathering preliminary data that may be useful for that Commission.

#### *Resolution No. 2:—Scheme of Life Members.*

The scheme of life members of the Bharatiya Adimjati Sevak Sangh founded on the principle of dedication and the service of the tribals on the basis of self-sacrifice, and submitted to the Conference may be thoroughly examined by a Committee of the following persons:—

- (i) Shri U. N. Dhebar.
- (ii) Dr. H. N. Kunzru.
- (iii) Shri P. G. Vanikar.
- (iv) Shri Dharamdev Shastri.
- (v) Shri L. M. Shrikant (Convener).

#### *Resolution No. 3:—Pilot Schemes.*

With a view to rendering immediate help to the Tribal people in those parts of the country where semi-starvation is noticed as a normal feature because of the paucity of employment and intense economic backwardness, this Conference requests the Bharatiya Adimjati Sevak Sangh, Delhi, to start a Pilot Scheme for the economic betterment of the tribal people in each area as early as possible and further requests that the Government of India may be approached for necessary funds for the purpose. The following Committee is appointed to prepare a scheme and supervise it:—

- (i) Prof. Nirmal Kumar Bose.
- (ii) Shri Manubhai Shah.
- (iii) Shri L. M. Shrikant.
- (iv) Shri R. S. Misra.
- (v) Shri D. J. Naik.

#### *Resolution No. 4:—Social Education Among Tribals.*

In view of the discussion on the subject of Social Education among tribal people in the Conference held at Koraput (on the 30th April), it is resolved that suggestions be invited from anthropologists, educators and social workers interested or with experience in Tribal education, who may be requested to send in their suggestions (in the form of memoranda covering not more than ten typed pages) to the Secretary, Bharatiya Adimjati Sevak Sangh. A date may be fixed for this purpose. These memoranda may then be placed before the Principal (Shri Anath Nath Basu) of the Central Institute of Education, Delhi and Shri Ramachandran, Principal, Gandhi Gram Vidyalaya who may be requested to study them and submit their report.

## APPENDIX XXIX

STATEMENT SHOWING THE ITEMS DISCUSSED IN THE STATE MINISTERS' CONFERENCE ON BACKWARD CLASSES HELD ON THE 15TH AND 16TH FEBRUARY, 1958, IN NEW DELHI, AND THE RECOMMENDATIONS MADE

Serial No.	Items discussed at the State Minister's Conference	Recommendations made
(1)	(2)	(3)
1.	Steps to be taken for the intensification of the programme for the removal of untouchability with a view to ensure that there remains no necessity for carrying out any propaganda for this purpose beyond the Second Plan Period.	<ul style="list-style-type: none"> <li>(a) There should be no separate institutions, hostels or colonies exclusively for Harijans. In these, at least 10% non-Harijans should be taken as far as possible, to give them a mixed character. Non-Harijans up to this number could be given the same facilities as are admissible to Scheduled Castes to encourage them to join such colonies or institutions.</li> <li>(b) The name 'Harijan' should be removed from the existing institutions, hostels or colonies wherever it exists.</li> <li>(c) In all general hostels controlled or assisted by the Government, at least 10% seats should be reserved for Harijans.</li> <li>(d) No assistance or loan should be given by the Government to General Housing Co-operative Societies unless they have 10% of their members from Scheduled Castes.</li> </ul>
2.	Recommendations of the Central Advisory Board for Tribal Welfare, viz., <ul style="list-style-type: none"> <li>(i) Forest Co-operative Societies should be organised in the Tribal areas on the Bombay pattern wherever feasible.</li> <li>(ii) All adivasi debts which are of less than three year's duration should be paid up after allowing interest at the minimum rate but not exceeding 6%. Necessary help to Adivasis in this regard should be given through the Co-operative Societies to be organised for the purpose.</li> <li>(iii) Arrangements for giving legal assistance to Scheduled Tribes should be made in every State.</li> </ul>	2. (i) to (iii). These recommendations were agreed to.
3.	Recommendations of the Central Advisory Board for Harijan Welfare, viz., <ul style="list-style-type: none"> <li>(i) The members of the Central Advisory Board for Harijan Welfare should be co-opted as <i>ex-officio</i> members of the State Boards wherever such Boards already exist and that in States where such Boards are not in existence, they should be set up.</li> <li>(ii) Wherever there is land lying waste, efforts should be made to settle the landless people there and that in the allotment of land preference should be given to Harijans.</li> <li>(iii) The State Governments should endeavour to provide building sites to Harijans.</li> <li>(iv) Necessary arrangements for giving legal assistance to Harijans should be made in every State.</li> </ul>	3. (i) to (iv). These recommendations were agreed to.

## APPENDIX XXIX—contd.

(1)	(2)	(3)
4. Post Matric Scholarships to the Scheduled Castes, Scheduled Tribes and Other Backward Classes under the Schemes of the Ministry of Education and Scientific Research.		To avoid delay and duplication in the grant of scholarships to the Scheduled Tribe, Scheduled Caste and Other Backward Class students for post-matric studies the funds provided by the Ministry of Education and Scientific Research for this purpose may be placed at the disposal of the State Governments/Union Territories for implementing the schemes under the general control and supervision of that Ministry.
5. Health Problem of the Tribals.		Adequate attention should be paid to the health problem of Scheduled Tribes so that Malaria and contagious and infectious diseases like leprosy, yaws, etc., are eradicated. A survey should be conducted in the tribal areas to assess the problem and well thought out schemes should be taken up in each State to achieve this objective.
6. Promotion of Cottage Industries among the Backward Classes.		To reduce the pressure on land, there should be greater emphasis on Cottage Industries in the programme for the welfare of Backward Classes. Marketing organisations should also be set up for the sale of goods produced by the Co-operative Societies.
7. The progress so far achieved in the implementation of schemes for the welfare of Scheduled Tribes, Scheduled Castes, Ex-Criminal Tribes and Other Backward Classes and to consider measures that should be taken up to expedite their execution.		<p>7(a) 50% of the Central assistance against the State Sector or the Central Sector of the Plan for the welfare of Backward Classes should be released at the very beginning of the financial year as soon as the budget allotment is available.</p> <p>7(b) Changes of a minor nature in the approved schemes may be effected by the State Governments without prior approval of the Government of India provided:</p> <ul style="list-style-type: none"> <li>(i) the modifications do not change the complexion of the schemes and are reported to the Government of India immediately;</li> <li>(ii) they are not of such a character as to throw to the background things which are of prior and primary importance in favour of those which do not deserve the same degree of attention;</li> <li>(iii) the re-appropriation of funds from one scheme to another does not exceed 15% of the cost of the scheme.</li> </ul> <p>7(c) The Government of India may examine whether the State Governments could be allowed to utilise the unspent portion of a grant during a year till the end of June in the next financial year.</p> <p>7(d) The State Governments should ensure that the six monthly progress reports reach the Government of India regularly and in the prescribed proforma by December 31st for the half year ending September 30th and by June 30th for the half year ending March 31st.</p> <p>7(e) The State Governments should take appropriate steps to ensure that they are able to start work in the month of April as soon as the budget has been passed and intimate to the Government of India the measures that they may adopt in this regard.</p> <p>7(f) Wherever necessary, institutions should be opened for training of workers. States which may not have their own institutions should make arrangements with neighbouring States for this purpose.</p>

## APPENDIX XXIX—contd.

(1)	(2)	(3)
		<p>7(g) There should be complete co-ordination within the States between the Harijan Welfare Departments and other Departments to ensure that the schemes are executed efficiently, promptly and economically and that the Scheduled Tribes and Scheduled Castes get their due share of the general plan.</p> <p>7(h) Suitable allowance should be given to the staff in tribal areas depending on the condition obtaining there so that necessary staff of requisite calibre is available for work in these areas.</p>



**APPENDIX XXXI**

**STATEMENT NO. 1.**

STATEMENT SHOWING THE NUMBER OF SCHEDULED CASTE APPLICANTS REGISTERED WITH THE EMPLOYMENT EXCHANGES AND THE NUMBER OF APPLICANTS PLACED IN EMPLOYMENT DURING THE YEARS 1950—1957.

		<b>PLACEMENT OF SCHEDULED CASTE APPLICANTS</b>							
Sl. No.	Year	Total registration of Scheduled Caste applicants	Central Government	Percentage of placements in Central Government to the total placements	State Government	Percentage of placements in State Government to the total placements	Other employers	Percentage of placements on other employment sources to the total placements	Total placement of Scheduled Caste applicants
(1)	(2)	(3)	(4)	(5)	(6)	(7)	(8)	(9)	(10)
1.	1950	1,09,246	Not available	..	Not available	..	Not available	..	45,145
2.	1951	1,46,124	12,936	22.8	6,108	10.8	37,656	66.4	56,700
3.	1952	1,51,411	12,804	25.9	7,584	15.3	29,100	58.8	49,488
4.	1953	1,46,758	12,128	43.2	6,420	22.9	9,492	33.9	26,040
5.	1954	1,58,224	11,008	44.7	6,528	26.5	7,080	28.8	24,616
6.	1955	1,76,945	12,236	45.3	9,264	34.3	5,507	20.4	27,007
7.	1956	1,78,210	13,165	40.8	8,704	30.9	6,218	22.1	28,087
8.	1957	1,93,681	12,029	43.93	9,204	33.61	6,139	22.42	27,372

**STATEMENT NO. 2.**

STATEMENT SHOWING THE NUMBER OF SCHEDULED TRIBE APPLICANTS REGISTERED WITH THE EMPLOYMENT EXCHANGES AND THE NUMBER OF APPLICANTS PLACED IN EMPLOYMENT DURING THE YEARS 1952-1957

		<b>PLACEMENT OF SCHEDULED TRIBE APPLICANTS</b>							
Sl. No.	Year	Total registration of Scheduled Tribe applicants	Central Government	Percentage of placements in Central Government to the total placements	State Government	Percentage of placements in State Government to the total placements	Other employers	Percentage of placements in other employment sources to the total placements	Total placements of Scheduled Tribe applicants
(1)	(2)	(3)	(4)	(5)	(6)	(7)	(8)	(9)	(10)
1.	1952	14,484	723	10.9	639	9.6	5,261	79.5	6,623
2.	1953	13,742	671	20.9	391	12.2	2,141	66.9	3,203
3.	1954	17,807	1,121	34.2	883	26.9	1,273	38.9	3,277
4.	1955	19,075	1,146	38.6	874	29.5	946	31.9	2,966
5.	1956	41,668	1,334	27.7	930	19.3	2,549	52.9	4,813
6.	1957	45,205	1,624	30.1	1,051	19.5	2,713	50.3	5,388

## STATEMENT NO. 3.

STATEMENT SHOWING THE WORK PERFORMED BY THE EMPLOYMENT EXCHANGES IN RESPECT OF SCHEDULED CASTE APPLICANTS DURING THE YEAR, 1957.

Sl No.	Name of the State/ Territory	Number of Scheduled Caste applicants registered during the year	Number of Scheduled Caste applicants placed in employ- ment during the year	Number of Scheduled Caste applicants remaining on Lie Register at the end of the year	Number of Scheduled Caste applicants submitted to employers during the year	NUMBER OF LOCAL VACANCIES NOTIFIED DURING THE YEAR FOR SCHEDULED CASTE APPLICANTS ONLY BY			
						Central Govern- ment Depart- ments	State Govern- ment Depart- ments	All other employers	Total
(1)	(2)	(3)	(4)	(5)	(6)	(7)	(8)	(9)	(10)
1.	Andhra Pradesh ..	10,194	89	5,442	4,909	122	22	1	145
2.	Assam .. ..	2,079	322	878	1,170	175	4	..	179
3.	Bihar .. ..	10,487	1,112	6,028	7,631	326	125	6	457
4.	Bombay .. ..	33,874	4,389	16,349	27,310	1,542	47	47	1,636
5.	Kerala .. ..	2,918	482	1,976	3,047	123	13	2	138
6.	Madhya Pradesh ..	5,238	661	2,437	2,971	314	56	28	398
7.	Madras .. ..	18,375	2,872	10,210	15,590	372	112	61	545
8.	Mysore .. ..	5,417	832	2,734	3,874	135	35	3	173
9.	Orissa .. ..	2,135	260	540	1,843	101	..	..	101
10.	Punjab .. ..	25,905	4,573	7,118	17,794	450	616	85	1,151
11.	Rajasthan .. ..	4,039	480	1,780	4,170	139	36	1	176
12.	Uttar Pradesh .. ..	44,966	6,466	17,933	25,760	1,119	274	17	1,410
13.	West Bengal .. ..	15,802	2,369	12,187	13,456	1,304	8	13	1,325
UNION TERRITORIES									
1.	Delhi .. ..	11,260	1,577	6,924	11,014	1,595	25	6	1,626
2.	Himachal Pradesh ..	771	71	267	614	7	75	3	85
3.	Manipur .. ..	21	..	12	..	..	..	..	..
4.	Pondicherry .. ..	..	..	..	..	..	..	..	..
5.	Tripura .. ..	200	7	117	179	4	2	..	6
ALL INDIA TOTAL ..		1,93,681	27,372	92,932	1,41,332	7,828	1,450	273	9,551

No Employment Exchange existed in the State of Jammu and Kashmir and in the Union Territories of Andaman and Nicobar Islands, Laccadive and Minicoy Islands during the year 1957.

## STATEMENT NO. 4.

STATEMENT SHOWING THE WORK PERFORMED BY THE EMPLOYMENT EXCHANGES IN RESPECT OF SCHEDULED TRIBE APPLICANTS DURING THE YEAR 1957.

Sl. No.	Name of the State/Territory	Number of Scheduled Tribe applicants registered during the year	Number of Scheduled Tribe applicants placed in employment during the year	Number of Scheduled Tribe applicants remaining on Live Register at the end of the year	Number of Scheduled Tribe applicants submitted to employers during the year	NUMBER OF LOCAL VACANCIES NOTIFIED DURING THE YEAR FOR SCHEDULED TRIBE APPLICANTS ONLY			Total
						Central Government Departments	State Government Departments	All other employers	
(1)	(2)	(3)	(4)	(5)	(6)	(7)	(8)	(9)	(10)
1.	Andhra Pradesh ..	667	89	309	668	35	..	1	36
2.	Assam ..	1,538	153	456	711	128	17	..	145
3.	Bihar ..	28,429	3,204	13,538	9,067	222	51	11	285
4.	Bombay ..	4,625	737	2,294	4,473	1,276	31	14	1,321
5.	Kerala ..	70	13	45	77	63	..	2	65
6.	Madhya Pradesh ..	675	65	239	376	161	..	..	116
7.	Madras ..	286	88	146	355	170	..	32	202
8.	Mysore ..	74	21	31	46	18	1	..	19
9.	Orissa ..	5,419	473	1,110	2,283	73	..	..	73
10.	Punjab ..	85	9	66	36	110	11	..	121
11.	Rajasthan ..	900	169	318	1,322	24	16	..	40
12.	Uttar Pradesh ..	3	..	..	1	303	..	..	303
13.	West Bengal ..	1,862	247	1,404	2,884	621	3	3	627
UNION TERRITORIES									
1.	Delhi ..	138	113	34	620	656	4	1	661
2.	Himachal Pradesh ..	27	2	13	4	2	4	..	6
3.	Manipur ..	295	..	199	105	..	..	..	..
4.	Pondicherry ..	..	..	..	..	..	..	..	..
5.	Tripura ..	112	5	62	111	8	2	..	10
ALL INDIA TOTAL ..		45,205	5,388	20,264	23,139	3,870	140	64	4,074

No Employment Exchange existed in the State of Jammu and Kashmir and in the Union Territories of Andaman and Nicobar Islands, Laccadive and Minicoy Islands during the year 1957.

## STATEMENT NO. 5.

STATEMENT SHOWING THE NUMBER OF RESERVED VACANCIES NOTIFIED TO AND FILLED BY EMPLOYMENT EXCHANGES IN VARIOUS STATES IN REGARD TO SCHEDULED CASTE AND SCHEDULED TRIBE APPLICANTS DURING THE YEAR, 1957.

Sl. No.	Name of the State/Territory	Number of vacancies notified to Employment Exchanges by			Number of vacancies notified as reserved for		Number of reserved vacancies filled by	
		Central Government Departments	State Government Departments	All other employers	Scheduled Castes	Scheduled Tribes	Scheduled Castes	Scheduled Tribes
(1)	(2)	(3)	(4)	(5)	(6)	(7)	(8)	(9)
1.	Andhra Pradesh .. .. .	2,343	9,836	1,520	145	36	109	22
2.	Assam .. .. .	3,195	477	1,071	179	145	113	62
3.	Bihar .. .. .	4,301	7,471	14,091	457	284	201	85
4.	Bombay .. .. .	16,015	23,696	4,804	1,636	1,321	921	345
5.	Kerala .. .. .	1,015	8,793	942	138	65	95	9
6.	Madhya Pradesh .. .. .	6,684	4,534	3,745	398	161	175	49
7.	Madras .. .. .	3,985	16,745	8,012	545	202	401	74
8.	Mysore .. .. .	2,358	3,320	1,154	173	19	165	9
9.	Orissa .. .. .	1,384	2,925	2,998	101	73	35	8
10.	Punjab .. .. .	11,455	15,661	5,449	1,151	121	589	13
11.	Rajasthan .. .. .	2,578	9,389	790	176	40	91	9
12.	Uttar Pradesh .. .. .	12,899	18,552	17,782	1,410	303	774	42
13.	West Bengal .. .. .	8,310	2,486	15,162	1,325	627	670	176
UNION TERRITORIES								
1.	Delhi .. .. .	11,467	1,909	2,677	1,626	661	865	110
2.	Himachal Pradesh .. .. .	47	1,613	39	85	6	28	..
3.	Manipur .. .. .	22	235	5	..	..	..	..
4.	Pondicherry .. .. .	27	136	7	..	..	..	..
5.	Tripura .. .. .	64	1,007	6	6	10	1	2
ALL INDIA TOTAL .. .. .		88,149	1,28,785	80,254	9,551	4,074	5,233	1,015

No Employment Exchange existed in the State of Jammu and Kashmir and in the Union Territories of Andaman and Nicobar Islands, Laccadive and Minicoy Islands during the year 1957.

## STATEMENT NO. 6.

STATEMENT SHOWING THE NUMBER OF SCHEDULED CASTE AND SCHEDULED TRIBE APPLICANTS WHO REMAINED ON LIVE REGISTER OF EXCHANGES SEEKING EMPLOYMENT ASSISTANCE AS ON THE 31ST DECEMBER, 1957, CLASSIFIED ACCORDING TO OCCUPATIONS AND EDUCATIONAL QUALIFICATIONS.

Sl. No.	Occupational Category		Number of Scheduled Caste applicants on live register classified according to educational qualifications.				Number of Scheduled Tribe applicants on live register classified according to educational qualifications.			
			Non-Matric	Matriculates	Graduates	Total	Non-Matric	Matriculates	Graduates	Total
(1)	(2)	(3)	(4)	(5)	(6)	(7)	(8)	(9)	(10)	
1.	Doctors .. ..	..	4	7	11	..	..	..	..	
2.	Engineers .. ..	..	5	5	10	..	..	1	1	
3.	Typists .. ..	9	125	..	134	5	4	2	11	
4.	Stenographers .. ..	..	9	..	9	..	..	..	..	
5.	Assistants/Clerks ..	365	9,717	525	10,607	49	583	35	667	
6.	Teachers .. ..	1,142	507	16	1,665	310	95	4	409	
7.	Technicians .. ..	4,673	99	8	4,780	619	24	1	644	
8.	Unskilled Office workers ..	27,388	182	1	27,571	3,564	17	..	3,581	
9.	Unskilled Labour other than office workers	31,912	18	..	31,930	14,458	1	..	14,459	
10.	Others	15,814	165	236	16,215	467	5	20	492	
	TOTAL ..	81,303	10,831	798	92,932	19,472	729	63	20,264	

*APPENDIX XXXII*

STATEMENT SHOWING THE POPULATION OF ANGLO-INDIANS IN DIFFERENT STATES AND UNION TERRITORIES AND THEIR REPRESENTATION IN THE VIDHAN SABHAS IN 1957-58.

<i>Sl. No.</i>	<i>Name of the State/Union Territory</i>	<i>Population of Anglo-Indians</i>	<i>Representation in State Vidhan Sabhas</i>
(1)	(2)	(3)	(4)
1.	Andhra Pradesh .. .. .	5,502	1
2.	Assam .. .. .	1,055	Nil
3.	Bihar .. .. .	4,379	1
4.	Bombay .. .. .	7,857	1
5.	Kerala .. .. .	14,947	1
6.	Madhya Pradesh .. .. .	2,173	1
7.	Madras .. .. .	22,277	1
8.	Mysore .. .. .	11,569	1
9.	Orissa .. .. .	485	Nil
10.	Punjab .. .. .	1,174	Nil
11.	Rajasthan .. .. .	1,038	Nil
12.	Uttar Pradesh .. .. .	6,343	1
13.	West Bengal .. .. .	31,922	4
14.	Delhi .. .. .	812	..
15.	Himachal Pradesh .. .. .	10	..
16.	Manipur .. .. .	Nil	..
17.	Tripura .. .. .	94	..
18.	Laccadivi Minicoy and Amindivi Islands .. .. .	Nil	..
19.	Andaman and Nicobar Islands .. .. .	Nil	..
	TOTAL ..	1,11,637	12

## APPENDIX

## STATEMENT SHOWING REPRESENTATION OF ANGLO-INDIANS IN POSIS AND SERVICES WHER

S. No.	Name of the Ministry/Department/Office concerned	Year	PERMANENT					
			Class I		Class II		Class III	
			Total number of permanent Government servants (including Anglo-Indians)	Total number of Anglo-Indians in services	Total number of permanent Government servants (including Anglo-Indians)	Total number of Anglo-Indians in services	Total number of permanent Government servants (including Anglo-Indians)	Total number of Anglo-Indians in services
(1)	(2)	(3)	(4)	(5)	(6)	(7)	(8)	(9)
1.	CUSTOM HOUSE, CALCUTTA	1947-48	..	..	25	9	160	99
		1950	..	..	27	6	150	76
		1951	..	..	22	4	143	68
		1952	..	..	34	10	128	60
		1953	..	..	34	8	163	62
		1954	..	..	28	8	158	61
		1955	..	..	28	6	155	57
		1956	..	..	33	4	199	64
1957	..	..	35	4	203	68		
2.	CUSTOM HOUSE, BOMBAY.	1947-48	..	..	30	Nil	58	22
		1950	..	..	31	Nil	55	18
		1951	..	..	35	1	57	18
		1952	..	..	36	1	91	27
		1953	..	..	3	1	89	25
		1954	..	..	30	Nil	84	24
		1955	..	..	39	1	85	24
		1956	..	..	38	..	89	23
1957	..	..	30	..	222	19		
3.	CUSTOM HOUSE, MADRAS AND COCHIN.	1947-48	..	..	10	Nil	13	6
		1950	..	..	..	Nil	9	4
		1951	..	..	8	Nil	9	4
		1952	..	..	17	3	16	7
		1953	..	..	19	3	21	6
		1954	..	..	17	3	28	5
		1955	..	..	17	3	16	5
		1956	..	..	18	3	80	18
1957	..	..	20	2	75	16		
4.	CENTRAL EXCISE COLLECTORATE, DELHI.	1947-48	..	..	..	..	Nil	..
		1950	..	..	..	..	..	..
		1951	..	..	..	..	221	..
		1952	..	..	..	..	221	..
		1953	..	..	..	..	221	..
		1954	..	..	..	..	286	..
		1955	..	..	..	..	286	..
		1956	..	..	..	..	286	..
1957	..	..	..	..	286	..		

XXXIII

THERE IS A SPECIAL RESERVATION FIXED FOR THEM UNDER ARTICLE 336 OF THE CONSTITUTION.

TEMPORARY					
Class I		Class II		Class III	
Total number of temporary Government servants (including Anglo-Indians).	Total number of Anglo-Indians in services.	Total number of temporary Government servants (including Anglo-Indians).	Total number of Anglo-Indians in services.	Total number of temporary Government servants (including Anglo-Indians).	Total number of Anglo-Indians in services.
(10)	(11)	(12)	(13)	(14)	(15)
..	..	3	Nil	72	30
..	..	14	2	143	46
..	..	14	2	141	46
..	..	1	Nil	150	52
..	..	5	Nil	127	55
..	..	6	Nil	124	52
..	..	4	Nil	133	51
..	..	3	Nil	101	38
..	..	13	Nil	176	54
..	..	N.A.	N.A.	39	12
..	..	4	Nil	46	13
..	..	5	Nil	39	11
..	..	5	Nil	10	2
..	..	10	Nil	11	2
..	..	15	1	13	4
..	..	54	Nil	184	5
..	..	78	1	192	8
..	..	101	2	76	23
..	..	4	Nil	11	6
..	..	5	Nil	18	8
..	..	5	Nil	18	8
..	..	2	Nil	32	12
..	..	4	Nil	29	13
..	..	3	Nil	31	13
..	..	3	Nil	34	14
..	..	6	Nil	28	17
..	..	6	Nil	76	28
..	..	..	..	Nil	Nil
..	..	..	..	313	2
..	..	..	..	72	2
..	..	..	..	72	2
..	..	..	..	84	2
..	..	..	..	62	2
..	..	..	..	107	2
..	..	..	..	111	3
..	..	..	..	115	1



(1)	(2)	(3)	(4)	(5)	(6)	(7)
5.	CENTRAL EXCISE COLLECTORATE, CALCUTTA.	1947-48	..	..	..	..
		1950	..	..	..	..
		1951	..	..	..	..
		1952	..	..	..	..
		1953	..	..	..	..
		1954	..	..	..	..
		1955	..	..	..	..
		1956	..	..	..	..
6.	CENTRAL EXCISE COLLECTORATE BARODA.	1947-48	..	..	..	..
		1950	..	..	..	..
		1951	..	..	..	..
		1952	..	..	..	..
		1953	..	..	..	..
		1954	..	..	..	..
		1955	..	..	..	..
		1956	..	..	..	..
7.	CENTRAL EXCISE COLLECTORATE, MADRAS.	1947-48	..	..	..	..
		1950	..	..	..	..
		1951	..	..	..	..
		1952	..	..	..	..
		1953	..	..	..	..
		1954	..	..	..	..
		1955	..	..	..	..
		1956	..	..	..	..
8.	CENTRAL EXCISE COLLECTORATE, SHILLONG.	1947-48	..	..	..	..
		1950	..	..	..	..
		1951	..	..	..	..
		1952	..	..	..	..
		1953	..	..	..	..
		1954	..	..	..	..
		1955	..	..	..	..
		1956	..	..	..	..
9.	CENTRAL EXCISE COLLECTORATE, HYDERABAD.	1947-48	..	..	..	..
		1950	..	..	..	..
		1951	..	..	..	..
		1952	..	..	..	..
		1953	..	..	..	..
		1954	..	..	..	..
		1955	..	..	..	..
		1956	..	..	..	..
10.	MINISTRY OF RAIL- WAYS, ITS ATTACH- ED AND SUBORDI- NATE OFFICES.	1947-48	428	25	232	56
		1951	506	34	316	54
		1952	488	27	168	42
		1953	518	25	168	23
		1954	519	23	131	18
		1955	460	19	120	20
		1956	665	30	302	21
		1957	945	38	437	53
11.	POSTS AND TELE- GRAPH'S DEPART- MENTS.	1947-48	..	..	..	..
		1950	..	..	..	..
		1951	..	..	..	..
		1952	..	..	..	..
		1953	..	..	..	..
		1954	..	..	..	..
		1955	..	..	..	..
		1956	..	..	..	..
1957	..	..	..	..		
(as on 31-10-57)			—————No		reservation—————	
			—————No		reservation—————	

N.A.—Not  
 Figures for 1957 do not include  
 Northern Railway, South-Eastern

XXXIII—contd.

(8)	(9)	(10)	(11)	(12)	(13)	(14)	(15)
..	..	..	..	..	..	124	7
..	..	..	..	..	..	164	7
131	..	..	..	..	..	237	7
131	..	..	..	..	..	238	7
131	..	..	..	..	..	248	7
131	..	..	..	..	..	248	7
131	..	..	..	..	..	343	13
131	..	..	..	..	..	386	6
131	2	..	..	..	..	395	6
Nil	Nil	..	..	..	..	Nil	Nil
Nil	Nil	..	..	..	..	Nil	Nil
Nil	Nil	..	..	..	..	Nil	Nil
48	..	..	..	..	..	141	..
47	..	..	..	..	..	142	..
47	..	..	..	..	..	142	..
110	..	..	..	..	..	85	..
130	..	..	..	..	..	103	1
130	..	..	..	..	..	87	2
93	7	..	..	..	..	500	32
124	5	..	..	..	..	622	32
227	6	..	..	..	..	550	27
293	12	..	..	..	..	515	25
442	23	..	..	..	..	369	15
500	22	..	..	..	..	355	16
549	26	..	..	..	..	366	9
604	25	..	..	..	..	511	11
663	34	..	..	..	..	551	21
113	..	..	..	..	..	382	..
178	..	..	..	..	..	450	..
347	..	..	..	..	..	263	..
362	..	..	..	..	..	349	..
395	..	..	..	..	..	338	..
414	..	..	..	..	..	345	..
437	..	..	..	..	..	327	..
483	..	..	..	..	..	361	..
481	..	..	..	..	..	363	..
Nil	Nil	..	..	..	..	Nil	Nil
Nil	Nil	..	..	..	..	Nil	Nil
Nil	Nil	..	..	..	..	Nil	Nil
9	Nil	..	..	..	..	3	..
9	..	..	..	..	..	8	..
9	..	..	..	..	..	10	..
9	..	..	..	..	..	9	..
10	..	..	..	..	..	6	..
3	..	..	..	..	..	1	..
70,303	2,032	68	6	10	1	25,167	179
86,038	1,816	104	10	36	2	22,814	124
87,609	1,942	55	17	19	Nil	21,232	91
93,542	1,755	79	8	12	Nil	20,115	106
97,615	1,708	106	6	8	Nil	19,836	114
94,480	1,754	77	6	9	Nil	17,407	94
1,42,480	3,646	124	2	222	9	30,072	403
2,39,037	3,884	237	3	655	3	42,758	466
2,000	474	..	..	..	..	900	104
2,404	412	..	..	..	..	756	133
2,503	433	..	..	..	..	523	41
2,731	408	..	..	..	..	364	36
2,890	419	..	..	..	..	406	31
2,941	412	..	..	..	..	584	42
2,817	358	..	..	..	..	648	48
2,912	337	—————No	reservation	—————	—————	745	62
2,656	301	—————No	reservation	—————	—————	1,162	94

available.  
information regarding the services under  
Railway and Railway Board Office.

APPENDIX XXXIV  
STATEMENT SHOWING GRANTS GIVEN BY THE STATE GOVERNMENT FOR THE EDUCATIONAL BENEFITS OF ANGLO-INDIANS UNDER ARTICLES  
337 OF THE CONSTITUTION

S. No.	Name of the State	1947-48 Budgetted	1950-51 Actual	1951-52 Actual	1952-53 Actual	1953-54 Actual	1954-55 Actual	1955-56 Actual	1956-57 Actual	1957-58 Budgetted	1957-58 Actual
(1)	(2)	(3)	(4)	(5)	(6)	(7)	(8)	(9)	(10)	(11)	(12)
1.	ANDHRA PRA-DESH.	91,524	97,119	1,01,297	1,03,600	95,330	80,572	69,615	79,788	N.A.	N.A.
2.	ASSAM	18,400	18,400	18,400	18,400	18,400	18,400	18,400	N.A.	N.A.	N.A.
3.	BIHAR	85,600	91,327	78,066	80,355	73,843	74,126	86,912	N.A.	N.A.	N.A.
4.	BOMBAY	5,61,100	6,15,009	5,86,945	5,93,810	7,05,320	5,99,970	6,04,838	N.A.	N.A.	N.A.
5.	MADHYA PRA-DESH.	1,80,337	1,63,845	1,80,120	1,88,270	2,20,614	1,88,566	2,50,472	N.A.	N.A.	N.A.
6.	MADRAS	N.A.	N.A.	11,15,998	1,66,570	N.A.	N.A.	N.A.	8,64,831	9,62,200	N.A.
7.	ORISSA	16,154	15,610	15,473	15,785	15,967	16,154	15,531	14,531*	N.A.	14,531*
8.	PUNJAB	N.A.	73,092	88,111	71,696	77,645	70,187	66,830	60,145	N.A.	60,144
9.	UTTAR PRADESH	9,69,100	7,07,271	7,25,088	7,22,082	7,64,310	7,79,677	7,91,266	N.A.	N.A.	N.A.
10.	WEST BENGAL	6,88,800	6,13,862	6,04,344	6,43,380	6,27,140	6,20,188	7,55,283	N.A.	N.A.	N.A.
11.	HYDERABAD†	N.A.	N.A.	1,81,034	1,18,651	1,13,049	N.A.	N.A.	N.A.	N.A.	N.A.
12.	MYSORE	N.A.	N.A.	N.A.	N.A.	1,67,452	N.A.	58,784	N.A.	N.A.	N.A.
13.	TRAVANCORE-COCHIN:‡	N.A.	67,788	59,323	61,151	21,176	24,939	31,670	N.A.	N.A.	N.A.
14.	AJMERT	56,615	N.A.	1,03,740	80,694	93,149	N.A.	N.A.	N.A.	N.A.	N.A.

N.A.—Not available.

\*The expenditure has been low during these years as the grants could not be paid to the Anglo-Indian Primary School at Khurda Road as the school authorities did not furnish necessary papers on the basis of which maintenance grants are paid to the institution.

†These erstwhile States are shown in this statement as grants were paid by those States for educational benefits of Anglo-Indians before re-organisation of the States.

*APPENDIX XXXV*

STATEMENT SHOWING THE GRANTS PAID TO OR EXPENDITURE INCURRED ON RAILWAY SCHOOLS/INSTITUTIONS  
BY THE VARIOUS RAILWAYS AND GRANTS PAID TO NON-RAILWAY SCHOOLS/INSTITUTIONS FOR THE BENEFIT  
OF ANGLO-INDIANS

*Grants paid to or expenditure incurred on Railway Schools/Institutions.*

S. No.	Name of the Railways	1951-52	1952-53	1953-54	1954-55	1955-56	1956-57	1957-58 Budgetted
(1)	(2)	(3)	(4)	(5)	(6)	(7)	(8)	(9)
		Rs.	Rs.	Rs.	Rs.	Rs.	Rs.	Rs.
1.	Northern Railway ..	5,05,207	3,75,475	4,48,002	4,23,206	3,00 880	N.A.	N.A.
2.	North-Eastern Railway	7,101	5,004	6,089	7,685	1,600	17,008	19,409 (actual)
3.	Eastern Railway ..	78,973	77,794	68,759	68,391	61,794	N.A.	N.A.
4.	Central Railway ..	95,050	80,396	1,01,579	85,190	77,465	98,460·75	1,12,909
5.	Southern Railway ..	1,68,322	2,43,572	2,10,663	2,05,297	1,71,720	N.A.	N.A.
6.	South-Eastern Railway	(This zone was created in 1956)				2,05,667	2,24,218	2,39,877
7.	Western Railway ..	60,044	54,380	54,949	65,038	59,746	4,305	4,235 (actual)

*Grants paid to non-Railway Schools/Institutions.*

1.	Northern Railway ..	280	96	94	300	Nil	N.A.	N.A.
2.	North-Eastern Railway	Nil	Nil	Nil	Nil	Nil	Nil	Nil
3.	Eastern Railway ..	306	342	204	264	200	N.A.	N.A.
4.	Central Railway ..	3,707	1,325	6,019	254	Nil	3,990·87	3,000
5.	Southern Railway ..	9,788	6,758	6,413	5,449	5,810	N.A.	N.A.
6.	South-Eastern Railway	(This zone was created in 1956)				8,220	7,512	8,724
7.	Western Railway ..	132	153	129	85	66	1,923·50	1,840

N.A.—Not available.

rather than on the repairs to the old buildings which are fast crumbling. The Orissa Government which has started nearly 300 Sevashrams and 6 Ashram Schools in Koraput District can well manage this hostel for tribal boys coming from different Sevashrams and Ashram Schools. The Sarva Seva Sangh which has undertaken a very ambitious plan of welfare activities on all fronts among the tribals of Koraput can also undertake to train up tribal boys coming from Sevashrams and Ashram Schools in their own workshop situated at Rayaghada.

The State Government had sanctioned the opening of two higher type of Ashram Schools during the year 1955-56 to provide facilities for higher specialised training to Ashram passed students in agriculture and in crafts like weaving or carpentry, smithy or tailoring and masonry along with education up to IX class according to the syllabus of the Education Department. There will be two years' course at the school. The school will impart education and training to 40 students in each class. The students who pass out from these higher Ashram Schools will be given subsidy and loan in the shape of equipments and raw materials to establish themselves in the trades learnt. It is desirable to train tribal boys as craftsmen and technicians in trades like electric wiremen also so that greater employment opportunities may be available to them.

Under the Centrally Sponsored Schemes it is proposed to start one Technical Training Institute for imparting training to 172 students. Instead of having one separate institute for Scheduled Tribes it would be better to increase the number of schools to 3 or 4 and to reserve sufficient seats for tribal candidates in all of them to avoid segregation of tribal boys.

I visited the Women Welfare Centre at Angul which trains up Scheduled Tribe and Scheduled Caste girls in midwifery, crafts and general education. I was impressed by the weaving section where 10 looms were working. About 11 acres of land are attached to the Centre. Students passing from this Centre are absorbed as Sevikas.

There are three training centres run in the Districts of Koraput, Phulbani and Keonjhar. The two centres at Phulbani and Keonjhar are meant for training of Social Workers, Village Guides and Assistant Teachers. The other centre at Koraput called the Sevak Talim Kendra, is meant for training Sevaks for work in the Sevashram. At the time of my visit there were 55 students out of whom 34 belonged to Scheduled Tribes, 4 to Scheduled Castes and 17 to Other Backward Classes. Among the boys under training, there were hardly 5 or 6 boys who belonged to Koraput district. The Collector, Koraput, suggested that there must be some inducement to the boys belonging to Koraput district to join the centre. This suggestion may be considered by the State Government. In the Kaviraji section, not a single boy from the Ashram Schools had been admitted. The State Government should ensure that, as far as possible, boys from the Ashram Schools are admitted to the training centre. In the Sunabeda Ashram School, Koraput district, vocational education is also imparted along with the general education. I observed that wheels of the carts are still not manufactured either at the Ashram Schools or the training centres. The craftsmen turned out should know every side of carpentry necessary in Tribal village life. The State Government may draw up a scheme of apprenticeship for the Ashram boys under experienced carpenters, electricians, masons, etc. During this course of training students may be accommodated in mixed hostels.

The State Government propose to open 25 hostels during the Second Five Year Plan period for Scheduled Tribe and Scheduled Caste students. One such hostel was opened at Bhubaneswar.

The Tribal Research Bureau has not so far proved very helpful to the State Government, perhaps, on account of lack of trained staff. I hope, now that the Bureau has been re-organised with the appointment of Assistant Director of Research and two Research Officers, this Bureau will prove its utility.

The Tribal and Rural Department of the State is running 70 village Welfare Centres, in addition to 22 Social Service Centres. These Centres demonstrate the benefits of better agriculture, gardening, poultry keeping, etc. Free distribution of medicines is also done through these Centres. I visited a Village Welfare Centre at Rambha and another at Nimapara, District Puri. As the women-folk find it inconvenient to bring their paddy at the centre, I suggested that Dhankies, which are used for paddy husking, may be distributed to the surrounding villages. I found that weavers and cane workers come from their homes and work in the compound of the Centre. It would be better if these people work at home so that their women-folk may also assist them in this work. The raw material like cane and bamboo may be made available to them at cheaper rate by forming Co-operative Societies.

Unfortunately on account of the lack of trained personnel the State Government has not been able to make any headway in extending the Co-operative movement.

Under the Second Five Year Plan, it is proposed to open 25 Forest Labourers' Co-operative Societies to eliminate the contractors who generally take lease of the timber coupes and other minor forest produce. This is an important scheme, but unfortunately no Forest Labourers, Co-operative Societies could be started in the district during the current year owing to lack of interest on the part of the Co-operative Department of the State. I saw the Multi-purpose Co-operative Society at Sunabeda, Koraput district and another at village Charmal, 32 miles from Sambalpur.

The State Government has got a scheme of constructing Grain Golas. The intention is to supply paddy and other food grains to Adivasis and Backward Classes at moderate interest to be recovered from them at the time of harvest. There are at present 23 Grain Golas in the State. This scheme is very important in removing the indebtedness of Scheduled Tribes and for saving them from the clutches of money lenders.

The State Government have undertaken a scheme for distribution of common medicines among the rural folk through the Village Welfare Centres, Ashram Schools and Forest Colonies. Yaws is a disease mainly confined to the tribal people who live in agency tracts of the State. A good work is being done with the assistance of World Health Organisation in Malkangiri Taluk of Koraput district to tackle this disease. The Servants of India Society arranges meals for the patients who come to the hospital taking anti-yaws injections. It is desirable that the State Government should themselves make arrangements for keeping these patients in the hospital for at least a week and provide them with free board and lodging so that the patients may return to their village after undergoing proper medical attention.

The State Government has also undertaken a scheme for proper drinking water facilities for the backward areas of the State. According to a rough estimate, the Tribal and Rural Welfare Department of the State has constructed about 1,700 wells in the Adivasi areas.

During the year 1956-57, it is proposed to open 4 Multi-purpose Projects in the following areas of the State for the welfare of Scheduled Tribes under the Centrally Sponsored Schemes :—

- (i) Bhuyanpirh (Keonjhar District).
- (ii) Kasipur (Kalahandi District).
- (iii) Narayanapatna (Koraput District).
- (iv) Rarun (Mayurbhanj District).

I feel that instead of the Multi-purpose Project being located at Mayurbhanj District, it may be started at Bonai in Sundergarh District which is comparatively a more backward area.

'Gramdan' movement in Koraput District has won a name. Out of a total of 1,610 'Gramdan' villages received in Orissa till the end of December, 1956, 1,301 and 159 villages are in the Districts of Koraput and Balasore respectively. Comprehensive scheme for equitable distribution of land and carrying on the constructive activities in the 'Gramdan' villages has been undertaken by Akhil Bharat Sarva Seva Sangh in collaboration of Nav Jeevan Mandal. This scheme which has been approved by the Government of India for assistance has been working very satisfactorily. It appears that the Sangh wanted a sum of Rs. 4 lakhs immediately for investment in their current marketing operations. I hope a way will be found to meet the requirements of the Sangh.

The State Government has not undertaken any legislative or executive measures so far specifically to relieve the indebtedness and exploitation of the Harijans and Adivasis. The State Government may consider the desirability of enacting suitable legislation to restrict the nefarious activities of the money lenders and provide facilities by establishing more Rural Credit Societies, Grain Golas, Multi-purpose Co-operative Societies, etc.

I visited the Sarva Seva Sangh Workshop at Rayagada, where the 'Gramdan' trainees are imparted training for various trades like spinning, weaving, soapmaking, bee-keeping etc. I was glad to see charkhas made out of bamboos and small oil-ghanis worked by manual labour, very suitable for introduction in the Scheduled Areas. The State Government should arrange for water supply at the workshop. Timber may also be supplied to the workshop at cheap rate, by the State Government. I was much impressed by the training at this workshop and I have suggested to the State Government to send at least 10 Ashram boys for training at this workshop.

In the district of Koraput there are perennial rivers and streams which can be tapped by constructing minor irrigation projects. The problem of soil conservation, creation of bullock power, intensive cultivation, credit and marketing facilities are part of the constructive programme.

Manikpur in Karvi Sub-Division of Banda District was next visited by me. The population of Kols in this sub-division is about 20,000. These are mostly landless labourers. The Harijan Sahayak Department had incurred an expenditure of Rs. 23,000 during 1955-56 for the rehabilitation of 25 families of Kols at Markundi. Their houses are still under construction. Each house is estimated to cost Rs. 1,500. It may be possible to reduce this cost by making slight changes and also by requiring the beneficiaries to contribute their own labour. For rural houses of this type, the amount of subsidy fixed is Rs. 750 per house but I feel that for this area it may be increased to Rs. 1,000 as the transport charges for the raw material are exorbitant and the contribution of the Kols in the form of labour may be negligible due to their very poor economic condition. Manikpur is also included in the N.E.S. Block which covers 108 villages. On account of the construction of Owan Dam near Manikpur, about 265 families including 150 of Kols and Harijans have been displaced. These displaced families are being granted compensation in the form of alternative agricultural lands. An additional amount of Rs. 5,000 has been sanctioned by the State Government for payment to Kol families for the purpose of promotion of agriculture amongst them. Two Co-operative Societies of Kols have been formed in Markundi and Mangavan villages for the collection of Tendur leaves, which are used for the manufacture of Bidis. These societies should be placed on a sound footing by the grant of suitable subsidies for meeting the management charges. After these societies run successfully, they may be converted into Multi-purpose Co-operative Societies. The annual income from this forest division out of the minor forest products like tendu leaves, gum, catechu and firewood is Rs. 12 lakhs. The forest coupes are allotted to contractors who employ the Kols for the collection of various products on nominal labour charges. I would strongly recommend to the State Government for considering the desirability of giving at least 50% of the coupes to the Co-operative Societies of the Kols which should be organised by providing management charges of the societies at the rate of Rs. 2,500 per society annually, for the first 3 years at least.

There was a general complaint about the inadequacy of drinking water facilities in this area. On account of the rocky soil, well in this area costs not less than Rs. 15,000. Unless wells are dug sufficiently deep, they get dried up during the summer months. The dispensary building is being constructed at Markundi out of N.E.S. Block funds. A primary school is functioning in this village. As there are a good number of school going children in this village, the number of teachers should be increased to two.

The area from Manikpur to Barghat covering about 130 villages is mostly undeveloped. The immediate relief that should be afforded to the Kols of this area is the provision of drinking water facilities and formation of Forest Labourers' Co-operative Societies for the collection of forest produce. As this area is more or less a forest belt, the scheme of cattle breeding can be advantageously introduced amongst the Kols. Small irrigation Bunds may be constructed for storage of water as there is great potentiality for irrigation in these areas. Incidence of diseases like V.D. and leprosy is fairly high amongst the Kols. I would suggest that a mobile team may be posted to this area which should simultaneously carry out health survey also. Hides worth Rs. 60,000 are exported annually from Manikpur. If Industrial Co-operative Societies for utilisation of hides and bones of dead animals can be formed, they would benefit the members of Scheduled Castes who are following this trade.

In the three tehsils of Mirzapur, viz., Sadar, Robertsganj and Dudhi, visited by me, I inspected centres run by Servants of India Society. This society is running 4 junior high schools, 6 upper primary schools, 24 lower primary schools and 3 night schools besides seven dispensaries in the interior villages of the above tehsils. The centre at Khantara in Mirzapur Sadar tehsil consists of ten schools and one Ayurvedic Dispensary. The society has recently started an agricultural farm for the tribals of this area. The collection of Amla and Garuchi is also in progress, the intention being to organise a co-operative society for the collection of herbs. The Education Department of the State Government has provided one extension teacher to the upper primary school at Pachhokhara for the purpose of encouraging the agricultural bias among the students. I also visited a centre and a night school at Salkhan in Robertsganj tehsil and the Society's centre at Muirpur in Dudhi district. At Pipri about 11 miles from Muirpur, construction work on the Rihand Dam is in progress and this has provided employment to a many adivasis.

At Seendur, I visited the anti-yaws centre being run by the Servants of India Society. A rough survey made by the doctor-in-charge of the centre indicates the incidence of yaws to be 76%. This centre is doing very useful work and has been able to cure a large number of cases. I strongly recommend that the entire cost of this centre, which may not be more than 3,000 a year should be paid by the State Government from the grant-in-aid schemes. This dispensary should also have a good building for which grant should be given to the Servants of India Society. The provision for a compounder is also an absolute necessity.

From the nature and quality of work being done by the various centres run by the Servants of India Society, I must say that they are doing very useful work. In order to ensure that their activities continue unhampered, this society should be assured of Government assistance for a period of at least 5 years on the following schemes:—

- (i) The management charges for the two Forest Co-operative Societies, one for Khas collection in Meja tehsil and other for the collection of tendu leaves in Mirzapur Sadar tehsil should be given as grant.
- (ii) The Society should be given grant for the construction of 20 houses at the rate of Rs. 750 each for Kols at Khantara centre where agriculture colony has been started for them.

I also visited the Vanvasi Seva Ashram which is situated at a distance of about 8 miles from Muirpur. This Ashram has been opened under the auspices of the Uttar Pradesh Gandhi Memorial Trust and was sanctioned a grant of Rs. 1,00,000 by the Government of India. There are three-fold activities being carried on at this centre, viz., collection of catechu, lac and promotion of Co-operative Farming amongst the Adivasis. This Ashram has been able to obtain 10,000 acres of land out of about one lakh acres of land which have been collected as Bhoodan in Dudhi tehsil. This Ashram proposes to take up the rehabilitation of 250 families of Adivasis in the villages of Muirpur, Ghambhirpur and Jarho. There are about a thousand lac producing trees in this area and collection is done by the Adivasis who receive one-third of the net profit on the sale of lac. Similarly on the collection of catechu, the Kherwa labourers get one-third of the profits on the sale. About 250 acres of forest areas has been given by the Government to this Ashram for the exploitation of catechu. The workers are also given, in addition, free meals consisting of Kodu and pulse. Some of the Kherwas have migrated from the adjoining area of erstwhile Vindhya Pradesh and have constructed small thatched huts in this area. I feel that instead of collecting these people at one place, it would be better to provide them work at their normal places of residence by forming small Co-operative Societies of them. The ratio of profit should also be raised so as to enable them to improve their economic condition which at present is very deplorable. As a large number of hides are exported from this tehsil, it may be useful for this centre to take up skin flaying and bone crushing with a suitable grant from the Khadi Board. Yaws disease is quite common in this area also. The doctor from Dudhi visits this area frequently for giving anti-yaws injections.

Due to the opening of a cement factory at Churk in Robertsganj tehsil and the construction of the Rihand Dam, this area has developed with good means of communications. The Dudhi tehsil, however, is still the most backward tract in Mirzapur district.

While on my way to Mirzapur, I visited the Iswar Saran Ashram at Allahabad. This Ashram is constructing a hostel building sufficient to accommodate about 55 boys. Another building under construction was the college for which they have received a grant of Rs. 1,32,000 from the Department of Education. The boarding charges per boy come to Rs. 15 per month while that for the girls to Rs. 10 as the girls do their own cooking. The Ashram is not keeping separate accounts for the grants that they are receiving from the Central Government. I think it should be possible for them to maintain separate accounts as the grants are being given for specific schemes.

At Lucknow, I discussed the various schemes of development with the Chief Secretary of the State Government. The programme of road construction of the State Government requires modification so as to give first priority to village roads and bridle paths. I would, therefore, suggest that the recommendations of the Collectors and District Planning Officers should be invited on this scheme before it is finalised.

The social and economic conditions of Majhis and Panikas of Agori Pargana and Dudhi tehsil respectively, are also similar to those communities which have been recognised by the State Government for special attention. I would recommend that these two communities should also be included in the list recognised for the purpose.

*Bombay from 12th to 17th March, 1957.*

The Government of Bombay proposed to locate one of the multi-purpose blocks under the Centrally Sponsored Schemes in Dharampur Taluka in Surat District. Bansda Taluka which is the adjoining taluka is equally backward as Dharampur. In order to study the conditions of the Tribal people of both these Talukas, I undertook the tour.



Manikpur in Karvi Sub-Division of Banda District was next visited by me. The population of Kols in this sub-division is about 20,000. These are mostly landless labourers. The Harijan Sahayak Department had incurred an expenditure of Rs. 23,000 during 1955-56 for the rehabilitation of 25 families of Kols at Markundi. Their houses are still under construction. Each house is estimated to cost Rs. 1,500. It may be possible to reduce this cost by making slight changes and also by requiring the beneficiaries to contribute their own labour. For rural houses of this type, the amount of subsidy fixed is Rs. 750 per house but I feel that for this area it may be increased to Rs. 1,000 as the transport charges for the raw material are exorbitant and the contribution of the Kols in the form of labour may be negligible due to their very poor economic condition. Manikpur is also included in the N.E.S. Block which covers 108 villages. On account of the construction of Owan Dam near Manikpur, about 265 families including 150 of Kols and Harijans have been displaced. These displaced families are being granted compensation in the form of alternative agricultural lands. An additional amount of Rs. 5,000 has been sanctioned by the State Government for payment to Kol families for the purpose of promotion of agriculture amongst them. Two Co-operative Societies of Kols have been formed in Markundi and Mangavan villages for the collection of Tendur leaves, which are used for the manufacture of Bidis. These societies should be placed on a sound footing by the grant of suitable subsidies for meeting the management charges. After these societies run successfully, they may be converted into Multi-purpose Co-operative Societies. The annual income from this forest division out of the minor forest products like tendu leaves, gum, catechu and firewood is Rs. 12 lakhs. The forest coupes are allotted to contractors who employ the Kols for the collection of various products on nominal labour charges. I would strongly recommend to the State Government for considering the desirability of giving at least 50% of the coupes to the Co-operative Societies of the Kols which should be organised by providing management charges of the societies at the rate of Rs. 2,500 per society annually, for the first 3 years at least.

There was a general complaint about the inadequacy of drinking water facilities in this area. On account of the rocky soil, well in this area costs not less than Rs. 15,000. Unless wells are dug sufficiently deep, they get dried up during the summer months. The dispensary building is being constructed at Markundi out of N.E.S. Block funds. A primary school is functioning in this village. As there are a good number of school going children in this village, the number of teachers should be increased to two.

The area from Manikpur to Barghat covering about 130 villages is mostly undeveloped. The immediate relief that should be afforded to the Kols of this area is the provision of drinking water facilities and formation of Forest Labourers' Co-operative Societies for the collection of forest produce. As this area is more or less a forest belt, the scheme of cattle breeding can be advantageously introduced amongst the Kols. Small irrigation Bunds may be constructed for storage of water as there is great potentiality for irrigation in these areas. Incidence of diseases like V.D. and leprosy is fairly high amongst the Kols. I would suggest that a mobile team may be posted to this area which should simultaneously carry out health survey also. Hides worth Rs. 60,000 are exported annually from Manikpur. If Industrial Co-operative Societies for utilisation of hides and bones of dead animals can be formed, they would benefit the members of Scheduled Castes who are following this trade.

In the three tehsils of Mirzapur, viz., Sadar, Robertsganj and Dudhi, visited by me, I inspected centres run by Servants of India Society. This society is running 4 junior high schools, 6 upper primary schools, 24 lower primary schools and 3 night schools besides seven dispensaries in the interior villages of the above tehsils. The centre at Khantara in Mirzapur Sadar tehsil consists of ten schools and one Ayurvedic Dispensary. The society has recently started an agricultural farm for the tribals of this area. The collection of Amla and Garuchi is also in progress, the intention being to organise a co-operative society for the collection of herbs. The Education Department of the State Government has provided one extension teacher to the upper primary school at Pachhokhara for the purpose of encouraging the agricultural bias among the students. I also visited a centre and a night school at Salkhan in Robertsganj tehsil and the Society's centre at Muirpur in Dudhi district. At Pipri about 11 miles from Muirpur, construction work on the Rihand Dam is in progress and this has provided employment to a many adivasis.

At Seendur, I visited the anti-yaws centre being run by the Servants of India Society. A rough survey made by the doctor-in-charge of the centre indicates the incidence of yaws to be 76%. This centre is doing very useful work and has been able to cure a large number of cases. I strongly recommend that the entire cost of this centre, which may not be more than 3,000 a year should be paid by the State Government from the grants-in-aid schemes. This dispensary should also have a good building for which grant should be given to the Servants of India Society. The provision for a compounder is also an absolute necessity.

From the nature and quality of work being done by the various centres run by the Servants of India Society, I must say that they are doing very useful work. In order to ensure that their activities continue unhampered, this society should be assured of Government assistance for a period of at least 5 years on the following schemes:—

- (i) The management charges for the two Forest Co-operative Societies, one for Khas collection in Meja tehsil and other for the collection of tendu leaves in Mirzapur Sadar tehsil should be given as grant.
- (ii) The Society should be given grant for the construction of 20 houses at the rate of Rs. 750 each for Kols at Khantara centre where agriculture colony has been started for them.

I also visited the Vanvasi Seva Ashram which is situated at a distance of about 8 miles from Muirpur. This Ashram has been opened under the auspices of the Uttar Pradesh Gandhi Memorial Trust and was sanctioned a grant of Rs. 1,00,000 by the Government of India. There are three-fold activities being carried on at this centre, viz., collection of catechu, lac and promotion of Co-operative Farming amongst the Adivasis. This Ashram has been able to obtain 10,000 acres of land out of about one lakh acres of land which have been collected as Bhoodan in Dudhi tehsil. This Ashram proposes to take up the rehabilitation of 250 families of Adivasis in the villages of Muirpur, Ghambhirpur and Jarho. There are about a thousand lac producing trees in this area and collection is done by the Adivasis who receive one-third of the net profit on the sale of lac. Similarly on the collection of catechu, the Kherwa labourers get one-third of the profits on the sale. About 250 acres of forest areas has been given by the Government to this Ashram for the exploitation of catechu. The workers are also given, in addition, free meals consisting of Kudu and pulse. Some of the Kherwas have migrated from the adjoining area of erstwhile Vindhya Pradesh and have constructed small thatched huts in this area. I feel that instead of collecting these people at one place, it would be better to provide them work at their normal places of residence by forming small Co-operative Societies of them. The ratio of profit should also be raised so as to enable them to improve their economic condition which at present is very deplorable. As a large number of hides are exported from this tehsil, it may be useful for this centre to take up skin flaying and bone crushing with a suitable grant from the Khadi Board. Yaws disease is quite common in this area also. The doctor from Dudhi visits this area frequently for giving anti-yaws injections.

Due to the opening of a cement factory at Churk in Robertsganj tehsil and the construction of the Rihand Dam, this area has developed with good means of communications. The Dudhi tehsil, however, is still the most backward tract in Mirzapur district.

While on my way to Mirzapur, I visited the Iswar Saran Ashram at Allahabad. This Ashram is constructing a hostel building sufficient to accommodate about 55 boys. Another building under construction was the college for which they have received a grant of Rs. 1,32,000 from the Department of Education. The boarding charges per boy come to Rs. 15 per month while that for the girls to Rs. 10 as the girls do their own cooking. The Ashram is not keeping separate accounts for the grants that they are receiving from the Central Government. I think it should be possible for them to maintain separate accounts as the grants are being given for specific schemes.

At Lucknow, I discussed the various schemes of development with the Chief Secretary of the State Government. The programme of road construction of the State Government requires modification so as to give first priority to village roads and bridle paths. I would, therefore, suggest that the recommendations of the Collectors and District Planning Officers should be invited on this scheme before it is finalised.

The social and economic conditions of Majhis and Panikas of Agori Pargana and Dudhi tehsil respectively, are also similar to those communities which have been recognised by the State Government for special attention. I would recommend that these two communities should also be included in the list recognised for the purpose.

*Bombay from 12th to 17th March, 1957.*

The Government of Bombay proposed to locate one of the multi-purpose blocks under the Centrally Sponsored Schemes in Dharampur Taluka in Surat District. Bansda Taluka which is the adjoining taluka is equally backward as Dharampur. In order to study the conditions of the Tribal population of both these Talukas, I undertook the tour.

Bansda Taluka comprises of 94 villages with a total population of 69,614 out of which the population of Scheduled Tribes is nearly 60,000 most of whom are Dhodias and Koknas. The Dhodias tribe is much advanced than the Koknas tribe and other tribes of the Taluka. I paid a visit to the hostels (1) Kasturba Kanya Chhatralaya at Bhinar and (2) Kumar Chhatralaya, Bansda. These two hostels are run by non-official agencies. The Chhatralaya at Bhinar is the only institution meant for Scheduled Tribe girls in the whole of Taluka and should, therefore, be recognised and given adequate grants. The Kumar Chhatralaya, Bansda, is a well managed institution and should also be recognised and given adequate grants by the Government of Bombay. These two institutions are at present run by loans and donations. The high school at Bansda, having 278 children on its rolls has been handed over to the non-official organisations. Looking to the backwardness of the area and considering the fact that this is the only high school which provides higher education to boys and girls, this institution should be treated, as a special case, by the State Government for giving more grants at least up to 50% of its expenditure, as it caters to the needs of the big tribal population of the Taluka.

The Multi-purpose Co-operative Society at Bhinar has a membership of 453 persons all of whom belong to Scheduled Tribes. The All-India Khadi and Village Industries Board should be requested to give special grant to this Society. The Bansda Taluka Labourers and Cartmen's Co-operative Society and the Bansda Taluka Bamboo Worker's Society are also working very satisfactorily. It is suggested that at least 10% of the profits of the Forests Labourers' Co-operative Societies should be allowed for the welfare activities of Scheduled Tribes in the area. The main complaint of the Bamboo Workers Society was that there was a great difficulty in getting permits for cutting Bamboos.

The Bansda Gram Panchayat has provided houses for its scavengers. I have requested the Panchayat to provide electric light also in the locality. A representative from Bansda proper and the leading Scheduled Tribes from the 40 adjoining villages complained about the non-availability of funds to raise the school at Umarkui to a high school and also about the inadequacy of funds to run the dispensary on proper lines.

The Dharampur Taluka is a very big Taluka with 238 villages having a total population of 112,109 out of which 102,461 belong to Scheduled Tribes. There is one tribe by name Kolchis which has a population of nearly 3,000. They were previously Ex-Criminal Tribes but have now been classified as Scheduled Tribes. They are very poor. As nearly 5,000 acres of cultivable waste land is said to be available in various villages in Dharampur Taluka, these people should be settled on land and given chance to become good agriculturists. An amount of Rs. 25,000 was sanctioned by the Government of India for the welfare of this particular tribe but the amount was not availed of by the Government of Bombay. As this tribe has now been included in the list of Scheduled Tribes, the State Government should see that they are well looked after. I also paid a visit to two Ashram Schools and two hostels in Dharampur Taluka.

The Sardar Kumar Ashram at Dharampur is situated in Dharampur town in the compound of a rice mill, which is not suitable for the hostel. This institution should be shifted to the Weir Industrial School which has a very good building. The Weir Industrial School gives training in carpentry and weaving. The technical training given in the Weir Industrial School may be expanded and additional crafts such as smithy and tailoring may be introduced. Arrangements may be made for introducing lathe work, turning and wiremen's course in this industrial school, as old machinery for turning, polishing etc., is lying idle. In order to encourage girls education, the Government of Bombay should give financial assistance to the Kasturba Kanya Ashram, Serimal, for the purchase of land and building which is working quite satisfactorily.

The Ashram School at Sukhala is run by Gujarat Vidyapith and the management of the Ashram represented that the grants paid to them were inadequate. I recommended to the Government of Bombay for the grant of additional funds to this school. I had a discussion with the Prant Officer and the Divisional Forest Officer at Dharampur and as a result of these discussions it was agreed that trees may be given at a concessional rate to those to whom the lands have been allotted. There was also a complaint about the delay in the issue of permits to Adivasis for cutting bamboos from the forests. The Divisional Forest Officer agreed to evolve a procedure to facilitate the issue of permits. There was also discussion regarding the forest settlement work that is going on at Dharampur and Bansda Talukas. It is suggested that privileges of the tribal people in the old States should be carefully considered before any settlement is finalised and their cases should be properly represented to the Settlement Officers by the Backward Class Welfare Officers who should be asked to contact tribal people to know their grievances.

The scheme for the organisation of Co-operative Farming Societies for Adivasis in Pardi and Dharampur Taluka in Surat District had not achieved any material progress up till the end of March, 1956. The members of the Co-operative Farming Society Union, Pardi, are provided not only with lands but with money also for the purchase of bullocks, implements, seeds, manure etc. Under the scheme, as much of the cultivable grass land, as is possible, is to be developed for raising other jarayat crops during Kharif and Rabi season. It has been possible to raise paddy crops in an area of 280 acres, Kharif crops over an area of 205 acres and Rabi crop over an area of 264 acres. It has been decided to carry out the following activities during the current financial year:—

- (i) To complete old land development work wherever necessary.
- (ii) To undertake and complete land development activities over the remaining cultivable grass lands.
- (iii) To take necessary steps to enable the members to raise crops and obtain option yields during the next year.
- (iv) To provide also other facilities like drinking water, housing, irrigation, etc.
- (v) To arrange for undertaking subsidiary industries such as Ambar Charkha, spinning, animal husbandry, etc.

I had a discussion with the State Officials on the following points :—

- (i) Multi-purpose Block to be started at Dharampur.
- (ii) The Welfare scheme for Backward Classes.
- (iii) Special grant for the dispensary at Talwade, District Thana.
- (iv) Grants to Bharat Dalit Sevak Sangh.
- (v) Schemes for the propaganda for the removal of untouchability.

*Rajasthan (Bikaner) from 11th to 12th April, 1957.*

A conference of Social Workers of Harijan Sevak Sangh of Rajasthan was convened at Bikaner for reviewing progress achieved in the propaganda for the removal of untouchability and cognate matter in the State. This conference provided an opportunity to the field workers to discuss the various aspect of the problem. The conference adopted the following resolutions:—

1. Government of Rajasthan should introduce prohibition as soon as possible in order that people may progress rapidly.
2. The subsidy for constructing houses may be raised from Rs. 350 to Rs. 1,000, in order that suitable houses may be constructed.
3. Free house sites should be given to Scheduled Castes, and wherever they do not own land on which their houses stand they should be given rights over the land by charging them nominal fee of Re. 1 only.
4. Financial help should be given by the Government and All-India Khadi and Village Industries Board for the development of Bamboo cottage industry, which is one of the gainful occupation of the Harijans in the State.
5. The system of carrying night soil in baskets on the head should be discontinued.
6. Municipalities should be directed to take necessary steps for raising salary of the sweepers, for providing them uniforms and making necessary arrangements for lighting and drinking water.

The problem of untouchability is very acute in the whole of Rajasthan and particularly so in the backward areas of Bikaner, Kota and Jalore. This is, however, being tackled on the right lines by the Harijan Sevak Sangh. A loan of Rs. 4 lakhs had been given to the Bikaner Municipality for slum clearance, but the amount has not been utilised during the last two years for want of a suitable site for constructing houses for the conservancy staff.

I paid a visit to the two big *basties* of the sweepers where welfare centres are being run satisfactorily. Arrangements for lighting and supply of water are poor. It is desirable that dumping ground for garbage should be far removed from the Harijan locality. A night adult education centre should be opened in the *basti* inhabited by Thories and Nayaks by the State Government.

A housing scheme for Gadaria Lohars has been implemented with great success. A training-cum-production centre may be started here for smithy work, on a modest scale.

The Government of Rajasthan is running a Harijan hostel at Bikaner. The building is not suitable for the hostel. I have suggested that boys of the local sweeper community may also be admitted to this hostel waiving the condition for not admitting local students. It is desirable to extend this hostel and convert it into a mixed hostel.

During this tour I also paid a visit to the Napasar village which is situated at a distance of 15 miles from Bikaner. The population of the village is 8,000 out of which 2,500 are Harijans. They mostly do business in wool and woollen blankets. The open ground opposite the community centre in this locality should be made available to the primary school which is being run by the Harijan Sevak Sangh as a playground for Harijan children. The Harijans of the locality are not allowed to enter village temple. It is desirable that the Harijan Sevak Sangh should depute a social worker to work intensively in the village for the removal of untouchability. Untouchability is practised throughout the villages in Bikaner District, though I observed that the villages of Palana and Samaria are free from this evil. In Rajgarh also, it was observed that in the hostel meant for Jats, 23 Harijans had been admitted freely on account of effective propaganda for removal of untouchability by officials and non-officials.

There is no reservation of seats for Scheduled Castes and Scheduled Tribes in the Panchayats in the State. The State Government, however, nominate one member from among the Scheduled Castes and Scheduled Tribes in each Panchayat. In actual practice, however, this representation is not effective. The State Government should, therefore, consider the desirability of reserving seats for Scheduled Castes and Scheduled Tribes in each Panchayat, at an early date, in accordance with the percentage of this population.

*Punjab (Gurgaon) on the 15th April, 1957.*

I paid a visit to Shamaspur village in the Punjab for performing the opening ceremony of a Community Centre and a electric pumping station for the Scheduled Castes of that village. This is one of the 104 villages included in the Gurgaon Community Project Block. Out of a total population of 500 and odd in this village, Scheduled Castes are about 200. Besides the normal activities under the development programme, a new experiment in rural housing has been carried out here. All the old 67 houses have been demolished and new houses of the improved design have been constructed. By the installation of the electric pumping set, produce per acre of land belonging to the Harijan Farming Society is likely to increase by 100%. The Electric pumping set will reduce the cost of irrigation from Rs. 35 per acre to Rs. 6 per acre. Cash crop like Tobacco has been introduced for the first time and it is expected to bring a good return. However, the total holding of the agricultural land with the Scheduled Castes is not enough. I, therefore, recommend that the adjoining available 40 acres of land should be purchased by the State Government under the scheme for the rehabilitation of Scheduled Castes in agricultural colonies, which has recently been sanctioned by the Ministry of Home Affairs. It would improve the economic condition of Scheduled Castes and also assure the success of the experiment in Co-operative Farming.

A notable achievement, which has been of direct assistance to the entire village, has been the establishment of brick kiln Society in which each and every person living in the village is a member in his own right. As a subsidiary industry, the Harijans of the village also formed a Co-operative Poultry Society. A small social welfare centre has also been established for training village girls and women in sewing, stitching, spinning and basket making. I suggest that Ambar Charkha also should be introduced. It would be an extra source of income for the poor families. A number of Scheduled Caste persons, however, complained that during the consolidation of holding operations, no proper sites have been left for the Scheduled Castes for the extension of their *abadi*. Similar complaints have also been received by me from a number of other villages in the Punjab State. I would like this matter to be taken up by that State Government.

*Rajasthan from 20th to 22nd April, 1957.*

During this tour I visited the two districts of the State *viz.*, Udaipur and Dungarpur where schemes for the rehabilitation and settlement of landless tribals, especially Kathodias and Bhils, had been undertaken by the Government of Rajasthan with the aid of Central grants. I visited a colony where 50 Kalbelia families are being rehabilitated near Mulla Talai in Udaipur city. Kalbelias or snake charmers lead a nomadic life selling bamboos and grinding stones. Free land has been allotted by the State Government for the construction of 50 houses for the Kalbelias families. I also paid a visit to the Adivasi Kanya Chhatralaya, Udaipur, where 60 tribal girls, out of whom 50 were Bhils (Minas) and 10 were Gadaria Lohars, were accommodated. There is another Government hostel at Kherwara, about 50 miles from Udaipur, where also tribal girls are staying. These girls are having free board and lodging. I visited the

Ambavidaiya and Ambasa Rehabilitation Colonies where under the scheme for the welfare of Scheduled Tribes financed by the Central Government grants, about 149 families of Kathodians were settled. Previously they were leading a sub-human existence without any permanent means of livelihood. The scheme of rehabilitation was pioneered on my suggestion, by the Department of Social Welfare of the State for their settlement on land. Subsidy to the extent of Rs. 48,000 was given during the year 1955-56 for reclamation of land, sinking of wells, purchase of bullocks, agricultural implements and tools and for provision of seeds etc. The Kathodias have formed a Co-operative Society called the Adivasi Mazdoor Sahkari Samiti. They have started the construction of houses and a subsidy of Rs. 200 per family to 89 Kathodia families have been sanctioned during the year. I have suggested that an additional grant of Rs. 150 per family may be given for improving the construction of these houses. The Rajasthan Seva Sangh has also extended its active cooperation to this rehabilitation programme. Agricultural Bias School has also been started at Ambavidaiya to guide and help them in the methods of ploughing, sowing and harvesting etc. An Ayurvedic dispensary has also been opened to render medical aid to the Kathodias.

The condition at Ambasa were not at all satisfactory and the settlement had still to take shape. The primary school had no building of its own and no buildings have so far been constructed in this area. To promote healthy rehabilitation and for the economic development of the Kathodians at Ambavidaiya and Ambasa, I had a detailed discussion with the State officials and a programme of development was drawn up. The foundation laying ceremony of the Kasturba Kanya Chhatralaya at Dungarpur was performed by me, on the 21st April, 1957. There are at present 20 Bhil girls who are staying with boys in the common hostel. The Social Welfare Department, Government of Rajasthan and the District Welfare Board, Dungarpur, gave a grant of Rs. 3,000 each to the Chhatralaya. I also performed the opening ceremony of Rajkiya Aushadhalaya at Jhoontri, about 14 miles from Dungarpur District. Jhoontri village is under tribal belt in a hilly range. There is a primary school and also a girls school.

I visited the Adarsh basti (a model village) at Veerkundli (Jhoontri) about 22 miles from Dungarpur District, where 40 families of landless Bhihs have been rehabilitated. About 40 houses have been constructed here with free labour provided by the Bhihs. A sum of Rs. 250 has been given for the construction of each house and each family has been given land measuring 15 bighas. This colony will be provided with a Panchayat Ghar, a dispensary, a community centre and a Gram Sevak Kendra. A subsidy of Rs. 100 per family was also given for purchase of agricultural implements. Each home-stead is also being equipped with *Magan Chullah* (Smokeless Chullah). The construction of drinking water wells is in progress. In fact, irrigation is the main problem with which cultivators are faced since agriculture is their main source of livelihood. Provision of subsidiary occupation is also an essential item.

I visited the surgical camp run by the Rajasthan Government at Sagwara, District Dungarpur. Nearly 2,000 tribal patients took advantage of the medical treatment and surgical operations at this camp, which lasts for about 17 days in a year. Food, milk, khichri fruits etc. are supplied free to all the patients.

I laid the foundation stone of the Panchayat Bhavan at Jawaharnagar, Dariavat, a place about 90 miles from Udaipur. This area, which is being reclaimed for the rehabilitation of landless Bhihs, is covered by thick forests of Sagwan, Sheesham, Khakra, Bamboo and other trees. This rehabilitation scheme aims at settling 2,000 landless Bhihs from a radius of about 60 miles. For the present, there are 164 families who have put up kutchha houses for their living. They have been allotted 10 acres of land each for cultivation. About 3,687 bighas of land have so far been reclaimed. An Agricultural Cooperative Society has also been formed. It has already started earning profit. This year a Forest Labourers' Co-operative Society has also been started with the object of doing business in the forest area. Construction of 7 Adarsh wells is also under way. Under the rehabilitation scheme, a provision has been made for constructing a Panchayat Ghar, a children's park etc. for every group of 100 families.

At Chittorgarh, I saw a Chhatralaya building being constructed for Gadaria Lohars which has at present 39 inmates. The building is still incomplete and may cost Rs. 1-1/2 lakhs. This Chhatralaya is run on cent per cent grant basis by the Gadaria Lohar Seva Mandal.

I paid a visit to the newly constructed colony of Harijans (Mehtars and Rehgars) of Udaipur city. Mehtars have formed their own co-operative society and all the 42 houses have been constructed by this society. Similarly, the Rehgars have also formed a co-operative society. All these houses have been constructed with the loan and subsidy given to each family by the Development Department of the Rajasthan Government under the scheme of Low Income Group Housing Programme. The public latrines, dumping of debris and water stores (Kundies) near the colonies should be removed at a safer distance. In this colony, the State Social Welfare Department is also running Sanskar Kendras where recreation programmes are

organised in addition to the indoor games and social education classes for men and classes for embroidery and knitting for women. The Social Welfare Department of Rajasthan has also opened training classes for tailoring and carpentry in this centre. I suggested that the Balwadi in such a colony would be an important item where children can get opportunity of healthy recreation and games.

I also visited the Vidya Bhavan Rural Institute at Udaipur which is run under the auspices of the Ministry of Education, Government of India. This Institute can be a Demonstration centre for the villagers to see how improvement in agriculture and bunding can be brought about. There should also be a Demonstration Farm to show the results of better seeds, implements, fertilizers and methods of cultivation. This could also function as a Training Centre for different categories of Village groups. This Institute should be recognised for scholarship from the Government of India.

*Orissa from 28th April to 2nd May, 1957.*

The occasion to visit the State was the Tribal Welfare Conference held at Koraput in Orissa from the 29th April to 1st May, 1957. The conference was inaugurated by Shri Govind Ballabh Pant, Union Home Minister, and presided over by Shri U. N. Dhebar. 42 papers were contributed to the conference by eminent social workers, social scientists and Government officials, out of which 17 papers were read. Prominent persons who participated in the discussion were Dr. B. S. Guha, Dr. B. H. Mehta, Messrs P. G. Shah, P. G. Panikar, N. V. Bapat, D. J. Naik, Annasaheb Sahasrabudhe etc. The conference which subsequently divided itself into various sections discussed important problems of Tribal Research Institute; Social Education; Classification of tribal communities; tribal welfare and the methods that should be adopted for improving the economic conditions of tribal people; the scheme of starting cadre for life workers working among the Tribal people, various schemes under execution in the States and the need to give top priority to schemes of economic development etc. The four resolutions adopted by the conference dealt with (i) Classifications of Tribals, (ii) Scheme of life members of the Bhratiya Adimjati Sevak Sangh, (iii) Pilot scheme for the economic betterment of Tribal people, and (iv) Social Education. Shri Annasaheb, Secretary Sarva Sevak Sangh, who is organising welfare work among the 1,329 gramdan villages of Koraput District, explained to the delegates and the Union Home Minister separately the difficulty that they had come across in the execution of their programme. He mainly discussed the following three problems:—

- (i) Co-ordination between the different official agencies and the Sarva Seva Sangh.
- (ii) The problems relating to the motivation of the Adivasis for development.
- (iii) Organisation of Co-operatives among backward people who are mostly illiterate.

*Bombay from 9th to 15th May, 1957.*

I paid a visit to the Ex-Criminal Tribes settlement and the following centres at Chhara Nagar in Ahmedabad:—

- (i) Industrial Training Centre for Ex-Criminal Tribes,
- (ii) Ashram School-cum-Sanskar Kendra,
- (iii) Ex-Criminal Tribe Hostel,
- (iv) Primary School,
- (v) Weaving Centre,
- (vi) Co-operative Societies, and
- (vii) Agricultural Farm.

The Industrial Training Centre which has carpentry, smithy and tailoring classes is working satisfactorily. The Sanskar Kendra is being run by the Harijan Sevak Sangh, Sabarmati. Mid-day meals are given to the children. The Government should not discontinue giving grant for these activities as the Sanskar Kendra is really doing good work for training up young children. There is also a hostel for 50 boys which is run by the Harijan Sevak Sangh. Non-recurring grant is given to the Sangh for purchase of uniforms for the children living in the hostel and for supplying them *Thalis*, dishes, cups and other necessities. The Weaving Centre has also been opened by the Harijan Sevak Sangh which is financed by a special grant given by the Government of Bombay. This Centre can be converted into a Production Centre run by the Producers' Co-operative Society where orders can be registered. A Vimukta Jati Tenant Co-operative Farming Society and Housing Society named Arjun Nagar Co-operative Housing Society have also been organised here.

Under the scheme drawn up for Nomadic and semi-Nomadic tribes, concessions are proposed to be given to these tribes on more liberal basis than what are given to Scheduled Castes and Scheduled Tribes. I suggest that this disparity should be removed. A list of Nomadic tribes should be prepared after a thorough survey which should be undertaken immediately and these Nomadic tribes may be listed as 'Other Backward Class' and should not be given a separate entity as 'Nomadic or semi-Nomadic tribes'. The list of Nomadic tribes and the various schemes sanctioned for them require to be looked into very carefully as it appears that the Government of Bombay has earmarked a sum of Rs. 1 crore under the Second Five Year Plan for these Nomadic tribes which are not more than 4 lakhs in number.

I laid the foundation stone of the Ashram School at Kalibel and a Gowshala in the Dangs District. 15 acres of land has been given to this Ashram School. Grant for the construction of a well for the Ashram School should be given without delay. The tribals of the Dangs District complained that they were undergoing severe hardships as a result of the steps taken by the State Government for the recovery of loans given to them for the purchase of fertilisers. Most of the agriculturists considered this to be a free gift as they did not sign any bonds to repay the loan. Moreover, most of the fertiliser was not made use of but was wasted. The agriculturists found it very difficult to return this money which they never asked for. During this visit, I also attended a conference of Slum Clearance and the meeting of Executive Committee of the Indian Conference of Social Work held at Bombay on the 12th May, 1957.

*Uttar Pradesh from 31st May to 4th June, 1957.*

During this tour I visited the backward areas of the State and according to my view Tehri-Garhwal seems to be one of the most backward areas in Uttar Pradesh. The backward areas in the State which have been neglected so far required to be developed. They are in the Districts of Banda, Jhansi, Mirzapur, Kumaon Division, Jaunsar Bawar in Dehra Dun District and Tehri-Garhwal. It may not be possible for the State Government to provide matching grant of 50% for the development schemes in these areas. The Central Government should, therefore, have Centrally Sponsored Schemes for these areas on 100% grant basis.

Tehri-Garhwal area is about 4,552 sq. miles consisting of 2,700 villages and 6 small townships. Tehri being more central place than Narendranagar deserves to be the headquarters of the District. Provision of drinking water facilities and lighting arrangements for Tehri town is an urgent necessity and should be given priority.

The Indian Red Cross Society has drawn up a scheme for maternity and child welfare for the backward areas. It has been decided to start a maternity home at Chamma which is at a distance of 13 miles from Tehri. Grant have been given for hospital and dispensary buildings at Chamma and Narendranagar. The building at Narendranagar which is incomplete requires a grant of Rs. 4,000 from the Central Government for completion, which should be sanctioned. The results achieved so far are small on account of extreme socio-economic backwardness of the people and their scattered population also presents no less difficulties.

In addition to the main centre at Chamma, there are 3 other centres at Narendranagar, Dharkot and Tehri. The trainees of the Kasturba Trust are conducting nursery schools, medical centres and running adult education, sewing and spinning classes. They also run a small dispensary for minor ailments. Scheme for providing water to the hospital at Chamma has not yet been taken up though the money has been provided. A grant should be sanctioned for the construction of buildings as it is not possible to run hospitals and dispensaries in rented buildings. The doctor and nurses also do not like to stay in the rented clumsy houses. A Kalyan Kendra is being run at Chupriali by two sevikas trained by Kasturba Trust. I found that Harijans are not allowed to enter even the verandah of this centre. Two more Centres are proposed to be started, one at Uttar Kashi and the other at Chirbatiya.

At Tehri, a boarding house for Harijan students named 'Thakkar Bapa Boarding House' has been constructed by a social worker at a cost of Rs. 27,000, out of which a sum of Rs. 12,000 has been given by the District Planning Committee. There is, however, a great necessity for starting a hostel for girls also. Two Co-operative Societies have also been started in Tehri-Garhwal, one is the Forest Labourers' Co-operative Society, which has been given forest coupes, and the other is the Labourers' Co-operative Society which undertakes work on roads, etc. The Public Works Department does not appear to give encouragement to this society and does not employ their labour for road work.

I visited a colony of lepers at Munikireti, near Rishikesh, started by the District Lepers Relief Association and found that it had made no improvement in the last two years. The District Planning Committee has got money for the construction of houses for the lepers but houses have not yet been



constructed, as no suitable plot of land has been made available. The District Magistrate, however, promised to get the land and speed up the construction of buildings. The medical officer at Hardwar does not visit the colony at regular intervals, as he is not paid travelling allowance. This should be looked into. The lepers should also be provided with a radio set or harmonium and music instruments for recreation.

The road from Dharasu to Uttar Kashi needs widening and other roads from Narendranagar to Chamma and other places also require repairs. The sweepers employed by the Hardwar Municipality are not being paid well. There are also no housing facilities provided for these sweepers.

*Madhya Pradesh and Bombay States from 2nd to 15th July, 1957.*

*Madhya Pradesh.*—I discussed at Bhopal the welfare schemes for Scheduled Castes, Scheduled Tribes and Ex-Criminal Tribes with the Madhya Pradesh Government. I also discussed with the Chief Secretary about the Intensive Development Blocks in the tribal areas and the part that the non-official agencies like Vanvasi Seva Mandal can play in such Blocks. I toured in the Yeotmal District to see some of the schools and the boarding houses started by the Vanvasi Seva Mandal which have now been transferred to Yeotmal Adivasi Shiksha Pracharak Mandal and the Bhansali Sevagram Mandal.

*Bombay.*—I attended the conference of non-officials and officials and the members of the State Assembly where the Intensive Development Blocks in 10 tribal areas were discussed. The Bombay State has been allotted 7 Intensive Development Blocks, out of which survey reports of 5 Blocks were made available. The amounts so far spent for all these Blocks has not exceeded a lakh and a half. At this conference I explained the main objective of the intensive development of the areas, the fixing of priorities in accordance with this objective, the need for training of workers and co-operation of the people.

*Punjab State from 27th to 28th July, 1957.*

On an invitation from the Punjab Harijan Sevak Sangh, I participated on the last day of the 3 days camp of organisers and workers at Abohar on the 27th July, 1957. This camp was followed by an Anti-untouchability Conference. A number of resolutions were passed at this conference regarding steps to be taken for the removal of untouchability and for ameliorating the economic conditions of Scheduled Castes in general and Scheduled Caste landless labourers in particular. I would make the following suggestions to improve the economic conditions of Harijans:—

- (i) The Punjab Security of Land Tenure Act, 1953, should be fully enforced.
- (ii) The State Government may consider the desirability of purchasing such evacuee lands or houses as have been occupied by Harijans. These houses and lands should then be given on long-term instalment basis to the Harijan occupants.
- (iii) Sarpanchs of the villages may be authorised to issue caste certificates to Harijan students who apply for educational scholarships.
- (iv) The cost of installation of a hand-pump in the sub-tehsil of Abohar is approximately Rs. 500. The cost of subsidy of Rs. 150 fixed for these hand-pumps may, therefore, be raised to Rs. 300, the balance of Rs. 150 per pump being contributed from the local Development Funds.
- (v) In Santnagar (Bhangi Basti) at Abohar, the paving of streets should be undertaken and more lights provided. Proper drainage should also be undertaken in this colony. The public latrines near this colony should be shifted.

*Punjab, Himachal Pradesh and Jammu & Kashmir from 17th to 28th September, 1957.*

*Punjab.*—During my brief halt at Pathankot, I visited Beli Mahantan Colony, District Kangra, where 24 families of Sansies (belonging to de-notified communities) have been rehabilitated on land during 1956-57. On the whole the progress appears to be satisfactory. I also visited the Harijan Basti at Salikutian, District Gurdaspur, where 43 families of Harijans have been granted as subsidy of Rs. 600 each for the improvement of their houses. About 350 Harijans families live in this colony. No proper Planning appears to have been done by the State Government before giving help to the residents of this locality for the construction of houses. The State Government should not squander away their resources in this hasty manner and no aid should be given until and unless proper plan is chalked out. It was represented that in Kulu Sub-Division it is not possible to build houses with a subsidy of Rs. 600 per house granted by the Government. The State Government may consider the desirability of raising the subsidy of Rs. 600 to Rs. 1,000 per house.

The progress of education among the women folk in general in the hills is very low, more specially in the case of Harijan women. The State Government may appoint a lady Social Worker to go to the villages and impress upon the parents the desirability of sending their girls to the schools. This lady social worker can also help in eradication of the evil practice of prostitution which is prevalent in this area. It was reported to me that the members of the *Ex-Criminal Tribes* are still required by the police to report to the police station every day. The State Government should look into this complaint.

There is free education up to the middle standard in the Kulu Sub-Division but this facility has not been availed of by most of the Harijans, who cannot afford to bear the day to day expenses. It is desirable that these Harijan students should be provided free books, stationery, etc. and given increased amounts of stipends.

At Kulu I met the State officers concerned with the implementation of welfare schemes in the Scheduled Areas of Lahaul and Spiti at a conference. The following points which emerged from the discussions in the conference are given below and deserve immediate attention of the State Government:—

- (i) The S.D.O., Kulu should be given powers to sanction all items of expenditure without making reference to the Deputy Commissioner, Kangra, who is stationed at Dharamsala.
- (ii) There is acute shortage of labour in Lahaul and Spiti areas for the construction of roads. The only remedy to supplement local labour, therefore, is to employ machinery for speedy execution of works. The disparity in wages of labourers employed from outside on regular basis and those locally employed on temporary basis should be removed to increase their efficiency.
- (iii) It is desirable that concessions should be given to the Government staff who work under strenuous and hard conditions in this area. It is also suggested that either about 15 horses may be kept by the Government for the use of touring officers in Lahaul and Spiti area or actual expenses incurred by the officers on horses should be paid to them in addition to their usual daily allowances.
- (iv) In order to speed up development activities in this area it is necessary that good and efficient officers should be posted to this area and in order to attract such officers to this area it is necessary to give some inducement to these officers, say, by making special entries in their character rolls.
- (v) Steps may be taken to issue sanction expeditiously for the implementation of the schemes.
- (vi) Irrigation schemes must be given top priority so that the Lahaul and Spiti valley may be able to grow more foodgrains for local consumption and may not remain dependent on the import of food from outside which at times they stop due to heavy rains, etc.
- (vii) At the commencement of the First Five Year Plan there was only one Co-operative Society in existence in this valley. Now 20 societies engaged in multifarious activities are working in this area. It is desirable that a whole time Inspector is appointed to develop co-operative movement in this area. The 'Kuth' is the main product of this area. It is desirable that agriculturists are organised to form Growers' Co-operative Marketing Society so that they may be able to sell their product at a fairly good price in the market.
- (viii) There are 35 schools in Lahaul and Spiti. No attention is being paid to the construction of schools and to the payment of dues to the teachers, etc. Complaints were received that teachers have not been paid their wages for more than one year. This must be looked into immediately by the State Government. It is desirable that training in sewing should also be started in this area which would provide employment to some of these people.

*Himachal Pradesh.*—On my way back from Kulu I visited the Harijan Colony at Mandi in Himachal Pradesh. A complaint was made about the lack of drinking water facility in this colony where there was only one tap. It is also desirable to have a common water storage tank for the Chamars of the colony comprising of 100 families, who are carrying on the business of leather work. The cost for such a water storage is estimated at Rs. 10,000. This should be given to them through the Khadi and Village Industries Board. The shoe makers of the locality were facing the difficulties in marketing their goods. I suggest that the Co-operative Society of these Chamars may be formed to which loan can be given and orders placed for shoes which can be exported to foreign countries. It is desirable that houses should be constructed for the sweepers employed by the Municipality. This work can be taken up during the remaining period of the Second Five Year Plan.

*Jammu & Kashmir.*—I toured Jammu area for two days. The works centre at Kathua which was visited by me earlier has developed very satisfactorily. The other centre for cottage industries is also showing remarkable progress. The carpentry section has been able to sell furniture and make a net profit of Rs. 9,000. Training is given in cane work and chick work and all the profit goes to the students. I also paid a visit to the sweepers' colony of Jammu City. They are Christian converts but they are considered untouchables by the other classes. There is a sewing class for Harijan ladies and Balwadi for children. It is proposed to have 32 more houses for sweepers each costing Rs. 1,000. It is suggested that subsidy and loan may be provided for these houses. It is proposed to have a Boarding House for Scheduled Castes at Ranbir Singh Pura which is about 17 miles from Jammu. A building has been purchased for Rs. 50,000. The Boarding House can have 50 boys, to begin with, though there is accommodation for 100 boys. 10% of the non-Backward Class students should also be admitted in this hostel so that segregation may be avoided. 43 miles from Jammu I went to a village Gigrial, Akhnoor Tehsil, where three years back an effort was made to start a Co-operative Farming Society of about 125 families of Harijans. In that area nearly 11,000 acres of land was available for cultivation and it is proposed to form colonies of Harijans, ex-servicemen and other people in that area.

I had discussions with the officers concerned about the scheme of colonisation on the borders where big areas of land were lying uncultivated and waste and where Harijans were prepared to settle. I suggest that the colonisation scheme should form part of the Centrally Sponsored Programme under which Government of India give grants to the State Governments on 100% basis. I also suggest that some scheme for Gujjars and Bakarwals, who number about 3 lakhs out of a total population of about 11 lakhs of Backward Classes, should be prepared and submitted for grants to the Government of India under the Centrally Sponsored Programme.

It is hoped that now that the new department has been created with the Secretary to Government to look after the interests of Backward Classes and Scheduled Castes in Jammu & Kashmir State, the implementation of the schemes and submission of progress reports will not be delayed.

*Madhya Pradesh and Bombay from 15th October to 1st November, 1957.*

During this tour I paid a visit to the Centrally Sponsored Multi-purpose Projects at Alirajpur in Madhya Pradesh and Santrampur in the Panchmahal District of the Bombay State. I had also a discussion about the Multi-purpose Projects at Maltasari in Thana District of Bombay State with the Block Development Officers.

The Multi-purpose Project at Alirajpur was making good progress. Some 200 Technical Co-operation Administration plots have been started in the villages, 528 compost pits have been dug and a Taqavi of Rs. 53,000 has been distributed to 384 Bhil agriculturists. 45 acres of land have been bunded during the year and 400 trees planted which included mango, guava, lemon and *pappita*. The mobile veterinary dispensary treated 7,872 animals during the year. A number of wells and houses have been repaired, one school building has been constructed and 11 Educational centres have been opened. Sixty miles of kutch roads have been repaired. In addition, cottage industries are also being encouraged.

An innovation has been made with regard to the approach to the villages whereby not individual officers but parties of officials and non-officials now visit the villages at regular intervals.

The other Block at Santrampur in Panchmahal District has 60 villages with a population of 27,769 souls. In this Block also, 234 compost pits and 72 manure pits have been dug, 97 Administrative Blocks have been started and 153 grafts of mango tree and 75 plants of lemon have been distributed on a subsidy basis. Improved implements of agriculture have been given to the Gram Sevaks for demonstration and in order to improve the cattle breed, bulls have been provided at key village centres. Sixty cow-pens have been improved. The land so far reclaimed and bunded is 897 acres. A health centre has been started at Sukshar with 4 sub-centres and the construction work of wells has also been taken up. The Social Education Centres have also been established.

It was observed that poor agriculturists were not able to bear the cost of the implements especially in scarcity season and they will not be in a position to give 20% contribution required for the construction of schools and digging of wells etc. They should be given these amenities free, looking to their poor resources and no condition should be attached for local contribution as the present year is the loan year. The Government should also consider the desirability of directing the banks to advance long-term loans for spreading co-operative movement which is very necessary and urgent in this area.

I found that no achievement could be made during the year in respect of the Maltasari Multi-purpose Project and the Multi-purpose Block of Dharampur.

I visited the Purchase Co-operative and Sale Union of Garbada in Dohad Taluka of Panchmahal District. This union is working for the last 20 years and has achieved good success. It is becoming a good centre for eliminating the middleman and the moneylender and for stopping the exploitation of the poor people. It is a model example where credit is linked with marketing and should be followed in tribal areas for the benefit of the Scheduled Tribes.

The Naiks and Naikras of Panchmahal District are landless Scheduled Tribe, wandering about in search of food for at least 4 months in a year. Some of them have taken to theft. The scheme to settle them in the forest area of Melghat of Amraoti Division is under consideration of the State Government.

A meeting of the non-officials was convened at Bordi near Gholvad in Thana District where schemes for opening Ashram Schools in the Scheduled areas of Bombay State were discussed. A meeting was also convened by the Education Department of the Bombay Government on the 25th October, 1957, to consider the various aspect of the Ashram Schools, to review the progress made so far in the running of Ashram Schools, to discuss the programme of the expansion of the Scheme, and to consider the various aspects of the Ashram Schools for Scheduled Tribes.

I attended a meeting of the Advisory Committee of Tata Institute of Social Sciences where subjects relating to the training of officers were discussed. I also visited the Vidyala of the Training Centre conducted by the Khadi and Industries Commission at Trimbuk near Nasik.

*Madhya Pradesh from 2nd to 9th December, 1957.*

During my visit to Chhindwara District, I went to see the Tamia Multi-purpose Block which is one of the ten blocks approved for the Madhya Pradesh State under the Centrally Sponsored Programme. Though the Block was sanctioned in October, 1956, is actually started functioning in December, 1957. There were still no adequate arrangements for transport and of other essential staff, it is expected that the tempo of expenditure in this Block will increase by January, 1958, when residential quarters for the staff are constructed, the staff appointed and the expenditure under each head is finalised. In spite of delay in starting the Block, the survey work was being done under the supervision of Dr. B. H. Mehta, Head of Anthropology Section of the Tata Institute of Social Sciences, Bombay. The area of Tamia Block is 460 sq. miles and includes 223 villages. The people living in this area are not tribals in the real sense of the word. Dr. Mehta was also of the opinion that Gonds, the so-called tribals of the area were 80% assimilated tribals. The trainees of the Vanvasi Seva Mandal were doing useful work in the Block and there were suggestions that services of these trainees might be loaned for the Block. The Vanvasi Seva Mandal has also offered its services for working out programmes like education, social education, co-operation and village industries for the Block.

In view of the fact that lump sum grant of Rs. 27 lakhs for five year period has been earmarked for the development of Tamia Block, the Madhya Pradesh Government have adopted a policy of withdrawing other grants sanctioned for tribal welfare in the Block for use of tribals outside that area. It seems to be a step in the right direction.

I had an opportunity to visit three Balwadis being run under the auspices of the Indian Council of Child Welfare. In these Balwadis, toys, milk powder and mid-day meals were being provided to the children. I feel that Balwadis should also be run from the funds earmarked for the Multi-purpose Block rather than from any other fund.

I paid a visit to the two centres run by the Vanvasi Seva Mandal, one at Ramakona which is on way from Nagpur to Chhindwara and the other at Kurai Bichuwa. I suggest that the middle school at Ramakona may be raised to high school and a hostel building and a modest building for the workshop should also be provided.

I went to see the Government Welfare Centre at Harrai. It has a middle school and a poultry farm, a cattle breeding centre and a primary health centre. The hostel had 40 hostellers including 26 tribals, 3 Harijans and one Backward Class student. The cattle breeding centre is not doing any useful work for improving the local breeds. Cottage industries centre which is lodged within the middle school premises also did not show any sign of progress. The hostellers complained about the scarcity of beddings and the insufficiency of food.

During my tour scarcity conditions were prevalent in the area on account of failure of rains.

The problems relating to tribal welfare and the difficulties experienced in implementing welfare schemes were discussed in a meeting convened by the Collector, Chhindwara.

During this tour, I also paid a visit to the Tribal Research Institute. A tribal workers' training centre is proposed to be started in the building adjoining this institute.

*Madhya Pradesh, Madras and Bombay from 20th December, 1957 to 5th January, 1958.*

During my tour in Rewa and Bilaspur Division, Madhya Pradesh, I was anxious to see the working of the Centrally Sponsored Multi-purpose Tribal Blocks. One of these Tribal Blocks is in Shahdol District, Pusparajgarh Tehsil. There are 262 villages in this Block covering an area of 435821 56 acres, i.e. 681 square miles. The total population of this Block is 66,285 out of which 47,255 are tribals. The soil in this area is poor and sandy and there are no irrigational facilities. There is also scarcity of drinking water. A provision for the construction of 45 new wells has, however, been made. A pucca road was sanctioned from Shahdol to Amarkantak before the Block work was started, but work on the construction of this road has not been started as yet. The work on the construction of this road should be started immediately which would provide employment to the tribals who have been suffering from scarcity conditions on account of lack of rains. The work of constructing culverts on roads should also be undertaken at once as the material is available on site. The Public Works Department seemed to be reluctant to undertake the construction work, with the result that the progress is very slow. Some very good residential quarters and temporary sheds for housing officers have been built in the Block. It would be better if the buildings were constructed of stones instead of bricks as the same are not available locally.

The other two Blocks—the Pandi Uprora Block in Bilaspur District and the Bharapur Block in Sarguja District—I visited, did not show even this much of progress. The development work in these two Blocks has not been started for want of technical staff although the development programme has been chalked out.

I visited two colonies of the Scheduled Tribes—one for the Pandos and the other for the Korvas—established near Ambikapur. The colony of Pandos at Beldhab village, 22 miles from Ambikapur has 20 huts for the construction of which free timber has been supplied by the Forest Department. 62 families of Pandos have been accommodated in this colony and each of them has been given 7 acres of land, seeds and bullocks for agriculture purposes. The cultivation is poor on account of scarcity of water. A sum of Rs. 7,000 has, however, been spent for providing irrigational facilities and a Dam is proposed to be constructed for the same purpose at an equal cost. This area remains cut off during the rainy season for want of culverts and bridges on the roads. The colony of Korvas is situated at Lal Mati about 6 miles from Ambikapur where 25 families of Korvas have been settled. The houses constructed for them at a cost of Rs. 500 each are poor. There is a well 42 feet deep but has no water in it. The site for the development of this colony has not been properly selected. On account of poor cultivation and lack of interest in the improved methods of cultivation, the Korvas depend for their livelihood on the construction of road work where I found most of them employed.

I also visited some of the tribal Ashrams both for boys and girls. Kasturba Harijan Balika Ashram at Govindgarh has 25 children belonging to Harijans, tribals and Caste Hindus and is being run satisfactorily. The Gandhi Adivasi Balika Ashram, Patna, run by the Government has 25 Adivasi girls on its rolls who are given free board, lodging, clothes etc. The Ashram is situated in the Scheduled Area and is making good progress. It has a big garden. If a pumping set is supplied to this Ashram, vegetables can be grown for the inmates of the Ashram. To enable the trainees to earn their livelihood, sewing machines should be provided to them. This centre can be converted into a Tribal Welfare Centre according to the scheme of the Madhya Pradesh Government. This Ashram is, however, in need of a pucca building.

I inspected Tribal Welfare Centres at Palthaigaon, Kunkari, Pati Chaitma and Katghora, which have a vocational bias. Cottage industries like carpentry, cane work, basket and rope-making etc. are taught at these centres, but there is no provision for agriculture or gardening.

The centre at Katghora which has a very good building and middle school may be converted into a High School.

The Martand Harijan Hostel at Rewa, run by Harijan Sewak Sangh, Vindhya Pradesh, has 50 students including 32 Harijans, 14 Tribals and 4 Caste Hindus. Each hostler is paid a stipend of Rs. 20 per month. The non-official agency complained that this amount was not sufficient as they spent Rs. 18 per month on their boarding and lodging. This should be checked up as other Boardings that are being run by the Government are spending much less. It is desirable that more grant should be given to the Ashram for constructing 12 more rooms to accommodate more students. Cottage industries like carpentry, tailoring should also be introduced in this Ashram. The plot of land attached to the Ashram may be used for gardening as there are irrigation facilities available. More students should not be allowed to stay in the hostel till

more accommodation is provided with the help of Government grant. The expenditure that is being incurred on the purchase of utensils should be done away with and students should be asked to bring their own utensils. They should, however, be supplied with free uniforms.

I paid a visit to the Harijan Colony at Rewa where 21 two-roomed houses have been constructed at a total cost of Rs. 60,000. The occupants of these quarters are all Harijans some of whom are employed in the local Municipality. They are charged nominal rent of four annas per month. This colony has a Panchayat Ghar which is also used as a Night School. There are no drinking water facilities and lighting arrangements which should be made available. I paid a visit to another Harijan colony at Shahdol where 13 two roomed houses have been built. The roofs of these houses were not in good condition. A Community Hall, a small library and a Night School have also been provided in this colony which are made good use of by the Harijans.

The Housing Scheme that is implemented has, however, not received the full co-operation of the people concerned, as the house sites have not been transferred to the occupants and they are charged ground rent. They should be exempted from paying this rent and made to feel that they are the owners of the quarters allotted to them.

While at Shahdol and Bilaspur, I discussed with the officials the implementation of various welfare schemes, working of Multi-purpose Tribal Blocks and the problem of the removal of untouchability. I requested the municipalities to make strenuous efforts to do away with the practice of carrying night soil in baskets and buckets on one's head and explained to the officials about the scheme of the Government of India in this respect. The Collector of Rewa desired to have more staff for the welfare work amongst Harijans in the villages.

During this tour I also met Shrimati Raj Mohini Devi, a Gond lady, through whose efforts, about 30,000 tribals have become devoted to prohibition, spinning and weaving and Bhoodan. It has been suggested to the State Government that on account of the great potentiality of spinning programme, a welfare centre be started in this area under the guidance of a reliable social worker.

As a Vice-President of the Indian Conference of Social Work, I attended the Decennial Anniversary Session of the Conference at Madras from the 28th December, 1957 to 1st January, 1958. I presided over the Sectional meeting on "Welfare Policies and Programmes of a Socialist State" which formulated recommendations to be placed before the opening session of the Conference. I also attended a meeting of the States' Social Welfare Ministries which was held at the time of the Decennial Anniversary Session.

From Madras, I had to hurry up to attend the Third National Level Subject Seminar on Panchayats, Medical and Public Health and Tribal Welfare held at Aurangabad from the 2nd to 4th January, 1958. A group meeting on Tribal Welfare was held on the second day and the subject was discussed in three groups which I attended.

*Tour in Himachal Pradesh and Bombay 19th January, 1958 and 21st January to 23rd January, 1958.*

The occasion to visit Himachal Pradesh was to preside over a social function called 'Amrit Mela' held annually in village Badripur in Paonta Tehsil of Sirmoor District to commemorate the memory of late Shri Thakkar Bapa. The mela was attended by Harijans from different villages of Himachal Pradesh and the Border area of Dehra Dun whom I addressed and had discussions with social workers about the problems of Scheduled Castes.

The visit to Bombay was necessitated in order to inaugurate a Shibir Camp arranged by the Government of Bombay for the social workers engaged in carrying on propaganda for the removal of untouchability, at Sabarmati near Ahmedabad under the auspices of Harijan Sewak Sangh and Bharatiya Depressed Classes League. The camp was attended by workers from four divisions of Bombay including Saurashtra, Kutch and Gujrat. While at Ahmedabad, I delivered a series of extension lectures for 3 days from 21st to 23rd January, 1958, at the Gujrat University on the subject "The Backward Classes and their welfare". Opportunity was also availed of to inspect two Co-operative Housing Societies for Backward Classes at Ahmedabad. The Bhangi Harijan Housing Co-operative Society Ltd., has constructed very good houses costing Rs. 4,000 each. The houses are owned by Bhangis who are mostly in the employment of the local municipality. The Sauria Housing Society caters for the needs of Vankars and nobody outside this section is allowed to have a house here. This policy of segregating different sections of Scheduled Castes is not desirable. It was complained by the Chairman of the Bhangi Harijan Society that a

request had been made to the Collector for granting them 6 gunthas of land for the construction of houses. But before the Government could acquire the land another Society Ganesh Housing Cooperative Society of Caste-Hindus, purchased the land from the owner by paying him higher price. This has happened in the case of other four Housing Societies also thus foiling the efforts of the Housing Societies for Backward Classes to construct houses for backward communities. The Government should look into this and ensure that justice is done to the Backward Classes in allotting land to them by obviating delay in the process of acquiring it.

*Rajasthan and Bombay from 8th to 13th February, 1958.*

I visited Sikar, a town in Rajasthan, to preside over the annual function of Shri Krishna Chhatravas and the foundation laying ceremony of a Primary School for Naiks and to perform the opening ceremony of a Government Hostel for Minas (a Scheduled Tribe) who were once considered a Criminal Tribe.

Shri Krishna Chhatravas has 30 inmates belonging mostly to Scheduled Castes, but there is, however, none from the Mehtar community. Efforts should be made to take students from this community also. About two years ago, when the Chief Minister of Rajasthan, Shri Mohan Lal Sukhadia, visited this institution, he promised to give a piece of land to this hostel. But the same has not yet been allotted. This should be expedited so that the hostel may run more efficiently with the additional income from the land. The Government hostel for Minas is located in a rented building in the town and has 17 inmates in it. I would suggest that this hostel and Shri Krishna Chhatravas should be amalgamated and their management entrusted to a willing non-official organisation. The State Government is spending about Rs. 30 to 35 on the maintenance of each inmate per month in the Government hostel while it gives only Rs. 15/ per month per inmate to Shri Krishna Chhatravas. This disparity is very striking and should be done away with. It was learnt that in the piasos in the city, separate vessels are kept for Harijans and others for drinking purpose. The State Government should investigate the matter and put a stop to this practice.

I paid a visit to Amarsar, a village 70 miles from Sikar, to preside over the annual function of Gandhi Chhatravas. Amarsar is a good centre for Khadi production by Ambar Charkha and many Harijan families of this village are maintaining themselves by spinning and weaving. A scheme for starting a training centre for toy-making, spinning and weaving and bamboo work in this village has been submitted to the Rajasthan Government.

From Rajasthan I proceeded to Bulsar in Bombay State to attend a Mela organised by the Prant Officer, Surat District at Bhairvi village. The programme of the Mela included many items such as Seminar on Community projects, Conferences of Tribals, discussions about child welfare, Panchayats and Co-operatives and medical relief. Every evening there was an entertainment programme where thousands of tribals and village people gathered. The people of the 35 villages round about Bhairvi which were formerly in Dharampur taluka (a Scheduled Tribal area) and have now been included in the Chhikli taluk, are evincing great enthusiasm in the activities of the N.E.S. Blocks. They have contributed a lakh of rupees as their contribution for welfare schemes. I would request the Bombay Government to appreciate this gesture of the poor people of these villages who are mostly Scheduled Tribes and come forward with a matching grant of a lakh of rupees for extending the welfare activities.

*Bihar from 24th February to 5th March, 1958.*

The tour in Bihar was undertaken to inspect some of the schemes that are being implemented by official and non-official agencies for the welfare of the Paharias in Santhal Parganas.

Four Residential Senior Basic Schools are being run at Hiranpur, Gopikandar, Dhamni and Banjhi. I visited two of these schools at Hiranpur and Gopikandar where boarding and lodging is provided free to paharia students. On account of scarcity of water no arrangement for agriculture and gardening has been made in these schools and the education imparted in these schools can hardly be said of Basic type. I would suggest that instead of spending huge amounts on the construction of buildings, steps be taken to provide adequate water supply for the development of agriculture in the schools.

Under the Paharia Welfare Scheme, Training-cum-Production Centres are being run for cottage industries like Basket making, Rope making, Carpentry, Tasser reeling and spinning, Soap making and Black smithy at Banjhi, Dhamni Hiranpur and Gopikandar. The period of training in these centres is 6 months and 12 students are trained at a time. The Government should ensure that as soon as the trainees complete their training, they adopt the profession in which they have been trained. Financial assistance should

be given to them for the purchase of tools etc. for settling in their respective trades. In one of the Centres at Gopikandar I found black-smithy and tin work being taught. I do not know how far black-smithy will be useful for the trainees in the long run.

The scheme of starting Grain-Golas for the Scheduled Tribes is also included in welfare programme for the Paharias. I saw one Grain-Gola at Jagannathpur village in Singhbhum District. I found that the recovery of paddy was not going on satisfactorily and the stock of grain collected was not sufficient to meet the needs of all. The Grain-Golas have not succeeded in attracting the tribals to bring their produce for stacking there. The Tribals depend on their creditors and are more loyal to them than to the Grain-Golas. The scheme of opening Grain-Golas should be modified and remodelled in the light of past experience for which purpose a committee of social workers and officials interested in Grain-Golas should be appointed for suggesting modifications.

Under the Colonisation scheme of Paharias, 138 families of Paharias have been settled in 11 Colonies during the current financial year at Talbaria, Barakotha, Kortika in Godda Sub-division; Dala, Uparbandhi, Chopkiary and Gouribasrah in Deogar Sub-division; Koraiya, Nawadih and Asna in Dumka Sub-division and at Amlagachhi in Pakur Sub-division. Provision has been made for the construction of houses, sinking of well and supply of one pair of bullocks, one cow, poultry worth Rs. 20 and implements to each family of Paharias. In the two Paharia Colonies in Gouribasrah and Asna Nawadih each family of Paharia has been given land secured through Bhoodan, but unfortunately the persons who have donated the land are not allowing the Paharias to cultivate the same, and hence the families were complaining about work. On account of scarcity conditions it was difficult for them to purchase cheap grain. It is suggested that cheap grain shops should be opened in the villages for them. In the third colony I visited at Padarkola, the families of Paharias were very happy as they have their own land to cultivate and there are irrigational facilities available. I would suggest, that under the scheme of colonisation, first priority should be given to agricultural land and irrigational facilities and housing should occupy the secondary position.

The scheme of sinking wells and constructing Jharnas is progressing well.

So far 18 schemes of construction of hill paths have been taken up covering a total length of 181 miles. The scheme of tribal paths is to be appreciated as it opens up the country in the interior and are constructed very cheaply with the help of villagers. It is suggested that a path-way from Chilko and are para (1,500 feet high) should be taken up first as it would open up this area which is absolutely inaccessible in rainy days.

The Santhal Paharia Sewa Mandal is entrusted with some of the welfare schemes for Paharias, one of them being 30 Primary Schools run by them. The children reading in these schools are provided with reading and writing material free of cost for which a party sum of annas three per day per child is paid to them. It is suggested that the savings in this scheme should be handed over to the Mandal for providing additional facilities in the schools under their management.

The Paharia Seva Mandal is also doing commendable work in the field of medical and public health by running Ayurvedic welfare centres. In some areas of Bihar the incidence of Leprosy among the tribals is very high. The Santhal Paharia Sewa Mandal has commendably taken up the responsibility of checking this disease by starting a hospital at Fatehpur. So far the Mandal has examined 131,795 persons out whom 2,415 were suffering from Leprosy. The Santhal Paharia Sewa Mandal has made the following suggestions for Anti-Leprosy work:—

- (i) After-care colonies should be established so that the patients with negative symptoms can be allowed to settle with their families.
- (ii) The children of patients suffering from leprosy should be segregated and separate home should be provided for them.

The Government of Bihar have opened 4 controlling units for treatment of leprosy patients at (1) Deogarh, (2) Maheshpur, (3) Pakur, and (4) Baramasia.

The Mandal is also running some hostels. One of the boys hostels at Pakur has 50 hostellers out of whom 36 are Santhals, 1 Paharia and 13 others. The hostel building has been suitably constructed and there was saving. I would suggest that the saving should be handed over to the Mandal in order to construct the compound walls. I also visited Girls' hostel at Pakur run by the Mandal, where all the girls are tribals. With a view to encourage education amongst the tribal girls more grant should be given for the development of this hostel. I have suggested to the Government of Bihar not to spend money lavishly



on buildings but divert this money for giving more stipends to poor tribal boys and on starting more girls' hostels. The Girls' hostel at Chaibassa should immediately be removed to a very good building as it is exposed to public view, being situated on the road side.

Some cottage industries should be introduced at the Thakar Bapa Higher Secondary School at Dumaria so that students may earn while they learn.

At the Hizla Bhavan at Dumka run by the Paharia Seva Mandal, Harijans should also be allowed to join the centre side by side with the tribal boys. The training imparted at this centre was very useful and practical and the boys will be able to earn their living after completing their training.

It was not possible for me to visit all the special Multi-purpose Tribal Blocks but the Block Development Officer, however, gave me information about the progress achieved in some of these blocks.

*Special Multi-purpose Tribal Block, Manoharpur (Singhbhum).*

This block started functioning on 26th January, 1957. The area of this block is 330 square miles with a total population of 48,593 scattered in 153 villages. So far 354 acres of land have been cultivated through Japanese method of paddy cultivation and 241.25 acres of waste land reclaimed. A training-cum-production centre for bee-keeping has also been taken up. 21 multi-purpose co-operative societies covering 116 villages organised. In addition to this 7 industrial Co-operative Societies and 20 Gram Panchayats have also been established. Work on sinking 50 drinking water wells and 24 houses has been taken up. A community hall and quarters for Village Level Workers are also under construction. 20 Social Education Centres and 14 Public Libraries have also been opened. 16 miles of *kacha* road has been completed and 26 culverts are under construction. 2 primary schools and one middle school have also been opened.

*Special Multi-purpose Tribal Block, Kundahit (Shahabad).*

This was started as N.E.S. Block in November, 1954, and was converted into Tribal Project and C.D. Block on 13-3-57 and 23-5-57. It covers an area of 159 square miles with a total population of 16,416. The total number of villages in the project is 268. 5 drinking water wells are under construction under the Paharia Welfare Schemes and three Grain Golas are functioning in this block. Besides this there are eight Panchayat Grain Golas which have benefited 2,100 persons. There are also three aboriginal hostels in this block. A pair of bullocks has also been distributed free of cost to 79 families together with agricultural implements and other material for settling them in agriculture. 116 Co-operative Societies have also been established which cover almost all the villages in the Block.

I visited the Multi-purpose Block at Bishanpur. This project covers the whole of Bishanpur police station having an area of 235.67 square miles with a total population of 21,452. It is predominantly inhabited by Scheduled Tribes mainly Birhors, Asurs and Binjhias. This region is very rich in valuable minerals. On account of paucity of technical staff the work on culverts has not been taken up. However, some irrigation wells have been sunk in this area. The water that has percolated in these wells is usefully utilised for growing vegetables etc. There is a very great scope for the formation of various types of co-operative societies within this project. 123.49 acres of land have been reclaimed through Government subsidy and private enterprise. 56 drinking water wells are also under construction.

At Ranchi I visited some of the training centres run by the Adimjati Sevak Sangh. At Sosai Training Centre, an oil pressing industry centre is flourishing.

I paid a visit to Lohardaga Kasturba Balika Vidyalaya run by the Adimjati Sevak Sangh. There are 210 girls, 130 of whom are adivasis, 31 harijans and 48 others. In addition to academic education, training is imparted in spinning and weaving, sewing, knitting and lac work. The Vidyalaya has a hostel where 143 girls stay, out of whom 105 are adivasis, 28 harijans and 10 others. The Vidyalaya has also 13 acres of land around it and a farm is attached to it where vegetables are grown.

In Ranchi District I visited some training-cum-production centres. One of these centres is situated at Bishanpur where training is imparted in spinning and weaving. The cloth produced in this centre is not saleable. The rope making machine is lying unused as there is no room for this machine. The work of this centre should be carefully examined and set right. No student who is not prepared to take up spinning and weaving as his profession after completion of the training should be admitted in this centre. The other centre which I visited is at Banari. The cane work that is being taught here should be discontinued as the raw material has to be brought from Calcutta and Assam. The working of both these centres was found to be most unsatisfactory.

I paid a visit to a colony of Birhors. A provision for settling 30 families exists in this colony, but at present there are only 25 families who have been settled on 160 acres of land provided by the Government. Out of 30 houses proposed to be constructed here only 6 have so far been built. Each family is supplied with a pair of bullocks, one cow and Rs. 20 to purchase poultry. It was complained by the Birhor settlers that the forest department is charging 8 annas for the sale of small wooden vessel called *Kathoti*, and they are fined heavily for cutting fuel from the forest for the daily consumption.

Maanbhun Adimjati Sevak Sangh is conducting a boarding and primary school for the Adivasis at Dhanbad. They are receiving grant from the Gandhi Smarak Nidhi for their activities. The Government of Bihar should give some grant to this institution which is doing very good work in this part of the country.

I had the opportunity of attending two weekly fairs in the tribal areas where I found tribals coming from great distances, with heavy loads of wares for selling in the fair. The contracts of these bazars are auctioned, and the contractors try to fleece as much money as possible out of the tribals including their head loads. I would suggest that instead of auctioning weekly markets to contractors the Government should entrust this work to the Local Panchayats on the condition that the tribals who bring their things for sale on their heads should not be taxed.

No liquor shops should be allowed in these weekly bazars, so that the tribals may not waste their money during the bazar days.

I paid a visit to the Tribal Research Institute, Ranchi. It has purchased a building for its museum and office; and started its activities very recently. Primers in different tribal dialects have been prepared by the Institute and will be published shortly. Looking to the recurring and non-recurring expenditure of this Institute, the work so far done by it cannot be considered satisfactory.

At Patna I had discussions with Shri Bhola Paswan, Minister-in-charge of Tribal Welfare, and the Secretary and Deputy Secretary for Tribal Welfare on the following points :—

- (i) Progress of the working of technical institutions under the Centrally Sponsored Programme for which an amount of Rs. 15 lakhs has been allotted,
- (ii) Total expenditure so far incurred on the various welfare schemes for which grants are given,
- (iii) The working of the Tribes Advisory Councils, and
- (iv) The complaint about the eviction of tribals on account of acquisition of tribal land at Gua Shahi village, District Singhbhum, for Iron and Steel Company Ltd., Burnpur.

As regards (i) above, the technical institution has not so far been started, but the Bihar Government hopes to get the material purchased and start the institution next year. As regards (ii) above, the total grant of Rs. 77 lakhs given under the Centrally Sponsored Programme for the welfare of Scheduled Castes, Scheduled Tribes and Ex-Criminal Tribes has not been utilised satisfactorily. It is not possible to get the complete figures, but a good portion of it will have to be surrendered. So far as (iii) above is concerned, the Tribes Advisory Council has been recently constituted. The Government of Bihar should ensure that at least two meetings of the Council are held every year. As regards (iv) above, the position is that in the village of Gua Shahi, District Singhbhum a large portion of land belonging to tribals is being acquired by the Iron and Steel Company. The State Government have asked the Forest Department to supply the aggrieved persons with an alternative land. The Company has promised the State Government that they would pay any amount that the State Government would ask them to pay. I think that Iron and Steel Company Ltd., Burnpur can be given some other land for housing their labour and that Tribals should not be evicted from the land acquired by the Company; specially when the policy of the Central and the State Governments is to give waste cultivable lands to the Tribals and settling them as agriculturists. I would suggest the cancellation of acquisition proceedings which have been done in favour of the Company without fixing up any alternative land for the Tribals, and without giving them any written assurance for compensation.

*North-East Frontier Agency (Assam) from 11th to 21st March, 1958.*

During this tour I paid a visit to the Subansiri, Siang and Lohit divisions of N. E. F. A. Subansiri Division is well known as the 'Hidden Land'. Siang is adjoining the Tibet while Lohit adjoins Burma and has a good deal of influence of Burmese. I feel that topmost priority must be given to the improvement of communications in this area. The jeepable roads that were started previously have still not been completed. The means of communications would improve the economic condition of the area. Agricultural production in this area should also be increased and self-sufficiency created in order to stop the costly affairs of air droppings. Bridges and culverts should be taken in hand soon after the alignment

of the roads is made so as to make the transport of material to the site easy. Along Majorbari Road in the Siang Division has been constructed with the help of the local tribal people. Under this scheme of construction of roads through local people, every village is given a number of miles of road to be constructed and Rs. 2,000 per mile is paid to them. This results in early construction of roads. This method can advantageously be adopted elsewhere for connecting different administrative centres. I also found that approaches to bridge paths of villages are constructed on the self-help basis, which is very desirable. It is desirable to carry on the work of road construction and buildings with the help of the local people, by training them as much as possible, without waiting for outside contractors and labourers to do the work.

Provision of drinking water facilities is another important item. Siang Division has done marvelously well in providing drinking water reservoirs near the water source and giving extension pipes to water centres. The cost of this arrangement is very moderate. In the beginning even bamboos can be used for it if pipes are not available. In the Lohit Division, however, the problem of drinking water has been solved by digging tube wells as this area is not so hilly as areas of other divisions.

N. E. F. A. Administration should make the areas of the N. E. F. A. as much self-sufficient in food as possible. Wet rice cultivation should be extended even by supplying tractors as it would automatically reduce 'Jhuming' (shifting) cultivation which is ruining the soil. The recommendations made by the Director, Vivekanand Laboratory, Almora, in this connection should be studied and acted upon. Fruits trees like pineapples, almonds, pears and apples can also be introduced.

I was glad to know that forests in this area have been well protected by the people by raising good fencing. Demarcation of forest and forest rules of the plains should not be made applicable to this area.

Cows and buffaloes have been introduced recently in Subansiri and Siang Division. It is suggested that centres may be opened for the improvement of local cows with the help of bulls of improved variety. Apa Tanis and Dafias may be encouraged to rear cattle. Siang Division has, however, made a satisfactory progress in this direction.

I am glad to know that tribals are gradually getting dispensary and hospital minded. It is suggested that dispensaries which are not working well may be closed and others may be made to work more efficiently. In order to attract doctors to work in this area, it is suggested that they may be given extra facilities.

I paid a visit to a number of schools but I found that no where education was being given in the tribal dialect. The teachers also were not quite conversant with the tribal dialect so as to teach the children in their dialect in the primary classes.

In the Siang Division villagers are encouraged to have their own weaving centres where the girls are trained in weaving. Most of the tribals are very good weavers, having their own village looms. These looms should not be replaced by fly shuttle looms of towns, as their huts will not be able to accommodate them. Training is also being given in crafts like bamboo work, carpentry and smithy.

On the whole the work in the N. E. F. A. is progressing very well. The work of intensive development, which has been carried out successfully at Along, can be advantageously adopted in the 69 other administrative centres.

About 20 shops have been opened at the Division Headquarters at Along. I am afraid that such a big number of shops may be instrumental in bringing in many things which we do not desire the tribals to go in for the present. Instead of these shops, Co-operative stores can be started under the supervision of N. E. F. A. Administration at every Headquarter of the Division.

It is suggested that a 16 mm. films and a projector should be supplied to the Headquarters of all the Divisions as it is considered that showing of films and documentaries will attract the tribals and will be useful in making them interested in the development programmes of the area and also in imparting general knowledge to them. Gramophone records also, if especially prepared for them, will attract the tribal people much more than the radio sets.

2. After every tour, my Assistant Commissioners also submit their tour reports to me. Like my tour reports, these reports are also forwarded to the State Governments concerned for their comments on the observations made therein and for suitable action, where necessary.



---

PRINTED IN INDIA BY THE ASSISTANT MANAGER (TECH.), GOVT. OF INDIA  
PRESS, FARIDABAD, PUBLISHED BY THE MANAGER OF PUBLICATIONS, DELHI  
1958.

---

